

**OPP Detachment Board Report  
Collision Reporting System  
May 2026**

<b>Motor Vehicle Collisions by Type</b>						
May						
Year	2024		2025		2026	
CollisionType	Incidents	% Change	Incidents	% Change	Incidents	% Change
Fatal Injury	0	-100.0%	0	--	1	--
Non-Fatal Injury	14	55.6%	6	-57.1%	5	-16.7%
Property Damage Only	71	1.4%	56	-21.1%	65	16.1%
<b>Total</b>	<b>85</b>	<b>6.3%</b>	<b>62</b>	<b>-27.1%</b>	<b>71</b>	<b>14.5%</b>

YTD						
Year	2024		2025		2026	
CollisionType	Incidents	% Change	Incidents	% Change	Incidents	% Change
Fatal Injury	1	-66.7%	2	100.0%	4	100.0%
Non-Fatal Injury	46	27.8%	55	19.6%	39	-29.1%
Property Damage Only	396	16.1%	401	1.3%	407	1.5%
<b>Total</b>	<b>443</b>	<b>16.6%</b>	<b>458</b>	<b>3.4%</b>	<b>450</b>	<b>-1.7%</b>

Data source (Collision Reporting System) date:  
04-Jun-2026

Detachment: 1F - NORTHUMBERLAND (Cobourg)

Location code(s): 1F00 - NORTHUMBERLAND (Cobourg), 1F10 - NORTHUMBERLAND (Campbellford), 1F20 - NORTHUMBERLAND (Brighton), 1F70 - ALDERVILLE FN

Area(s): ALL

Data source date:  
04-Jun-2026

Report Generated on:  
04-Jun-2026 9:14:23 AM

**OPP Detachment Board Report  
Collision Reporting System  
May 2026**

**Fatalities in Detachment Area - Incidents**

May									
Type	Motor Vehicle			Motorized Snow Vehicle			Off-Road Vehicle		
Year	Alcohol/Drugs	Incidents	% Change	Alcohol/Drugs	Incidents	% Change	Alcohol/Drugs	Incidents	% Change
2024	0	0	-100.0%	0	0	--	0	0	--
2025	0	0	--	0	0	--	0	0	--
2026	0	1	--	0	0	--	0	0	--

YTD									
Type	Motor Vehicle			Motorized Snow Vehicle			Off-Road Vehicle		
Year	Alcohol/Drugs	Incidents	% Change	Alcohol/Drugs	Incidents	% Change	Alcohol/Drugs	Incidents	% Change
2024	0	1	-50.0%	0	0	--	0	0	-100.0%
2025	0	2	100.0%	0	0	--	0	0	--
2026	0	3	50.0%	0	0	--	0	1	--

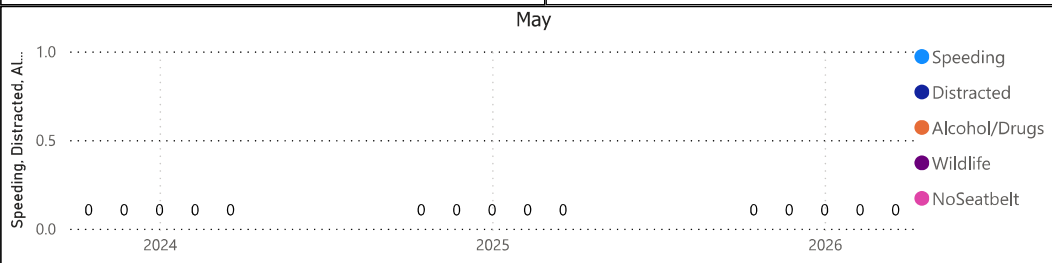
**Fatalities in Detachment Area - Persons Killed**

May						
Type	Motor Vehicle		Motorized Snow Vehicle		Off-Road Vehicle	
Year	Persons Killed	% Change	Persons Killed	% Change	Persons Killed	% Change
2024	0	-100.0%	0	--	0	--
2025	0	--	0	--	0	--
2026	1	--	0	--	0	--

YTD						
Type	Motor Vehicle		Motorized Snow Vehicle		Off-Road Vehicle	
Year	Persons Killed	% Change	Persons Killed	% Change	Persons Killed	% Change
2024	3	50.0%	0	--	0	-100.0%
2025	2	-33.3%	0	--	0	--
2026	3	50.0%	0	--	1	--

**Primary Causal Factors in Fatal Motor Vehicle Collisions**

	May			YTD		
	2024	2025	2026	2024	2025	2026
Speeding	0	0	0	0	1	0
Speeding % Change	--	--	--	--	--	-100.0%
Distracted	0	0	0	0	0	0
Distracted % Change	--	--	--	-100.0%	--	--
Alcohol/Drugs	0	0	0	0	0	0
Alcohol/Drugs % Change	--	--	--	-100.0%	--	--
Wildlife	0	0	0	0	0	0
Wildlife % Change	--	--	--	--	--	--
NoSeatbelt	0	0	0	0	0	0
NoSeatbelt YoY%	--	--	--	--	--	--



Data source (Collision Reporting System) date:  
04-Jun-2026

Detachment: 1F - NORTHUMBERLAND (Cobourg)

Location code(s): 1F00 - NORTHUMBERLAND (Cobourg), 1F10 - NORTHUMBERLAND (Campbellford), 1F20 - NORTHUMBERLAND (Brighton), 1F70 - ALDERVILLE FN

Area(s): ALL

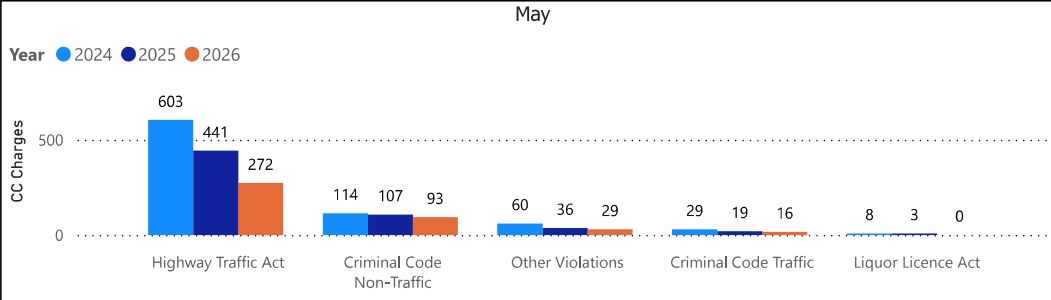
Data source date:  
04-Jun-2026

Report Generated on:  
04-Jun-2026 9:14:23 AM

**OPP Detachment Board Report  
Records Management System  
May 2026**

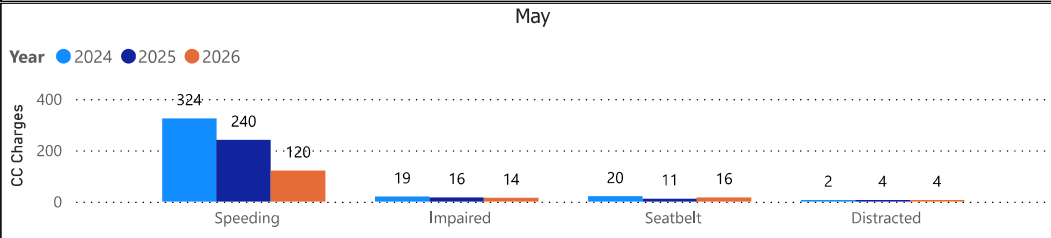
Criminal Code and Provincial Statute Charges Laid						
May						
Year	2024		2025		2026	
ChargeCategory1	Offence Count	% Change	Offence Count	% Change	Offence Count	% Change
Criminal Code Non-Traffic	114	83.9%	107	-6.1%	93	-13.1%
Criminal Code Traffic	29	61.1%	19	-34.5%	16	-15.8%
Highway Traffic Act	603	18.7%	441	-26.9%	272	-38.3%
Liquor Licence Act	8	166.7%	3	-62.5%	0	-100.0%
Other Violations	60	30.4%	36	-40.0%	29	-19.4%
<b>Total</b>	<b>814</b>	<b>27.8%</b>	<b>606</b>	<b>-25.6%</b>	<b>410</b>	<b>-32.3%</b>

YTD						
Year	2024		2025		2026	
ChargeCategory1	Offence Count	% Change	Offence Count	% Change	Offence Count	% Change
Criminal Code Non-Traffic	421	25.7%	555	31.8%	396	-28.6%
Criminal Code Traffic	97	32.9%	98	1.0%	100	2.0%
Highway Traffic Act	2,751	-6.2%	2,338	-15.0%	2,438	4.3%
Liquor Licence Act	39	254.5%	16	-59.0%	21	31.3%
Other Violations	254	-15.6%	248	-2.4%	248	0.0%
<b>Total</b>	<b>3,562</b>	<b>-2.5%</b>	<b>3,255</b>	<b>-8.6%</b>	<b>3,203</b>	<b>-1.6%</b>



Traffic Related Charges						
May						
Year	2024		2025		2026	
ChargeCategory2	Offence Count	% Change	Offence Count	% Change	Offence Count	% Change
Speeding	324	6.2%	240	-25.9%	120	-50.0%
Seatbelt	20	185.7%	11	-45.0%	16	45.5%
Impaired	19	111.1%	16	-15.8%	14	-12.5%
Distracted	2	100.0%	4	100.0%	4	0.0%

YTD						
Year	2024		2025		2026	
ChargeCategory2	Offence Count	% Change	Offence Count	% Change	Offence Count	% Change
Speeding	1,576	-8.3%	1,338	-15.1%	1,219	-8.9%
Seatbelt	67	6.3%	39	-41.8%	57	46.2%
Impaired	72	56.5%	68	-5.6%	76	11.8%
Distracted	9	-65.4%	14	55.6%	75	435.7%



Detachment: 1F - NORTHUMBERLAND (Cobourg)

Location code(s): 1F00 - NORTHUMBERLAND (Cobourg), 1F10 - NORTHUMBERLAND (Campbellford), 1F20 - NORTHUMBERLAND (Brighton), 1F70 - ALDERVILLE FN

Area(s): ALL

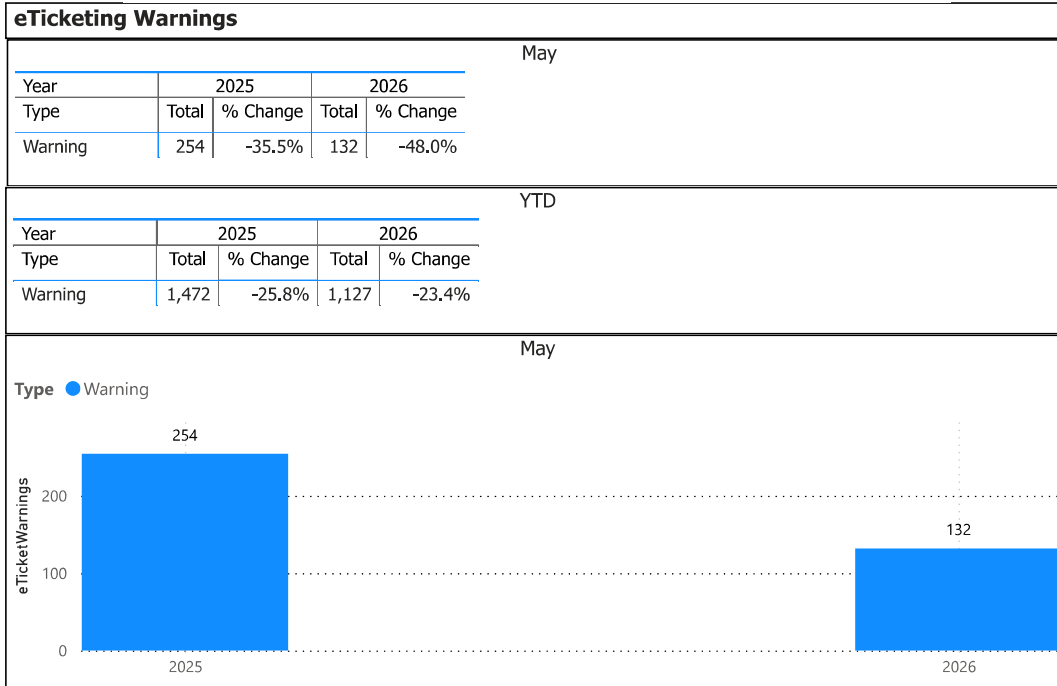
Data source date:

4-Jun-26

Report Generated on:

04-Jun-2026 9:14:23 AM

**OPP Detachment Board Report  
Records Management System  
May 2026**



*Note: The eTicketing system was not fully implemented until the end of 2022, therefore data is only available beginning in 2023. % Change in 2023 may appear higher in this report due to the incomplete 2022 data.*

**Detachment: 1F - NORTHUMBERLAND (Cobourg)**

Location code(s): 1F00 - NORTHUMBERLAND (Cobourg), 1F10 - NORTHUMBERLAND (Campbellford), 1F20 - NORTHUMBERLAND (Brighton), 1F70 - ALDERVILLE FN

Area(s): ALL

Data source date:

4-Jun-26

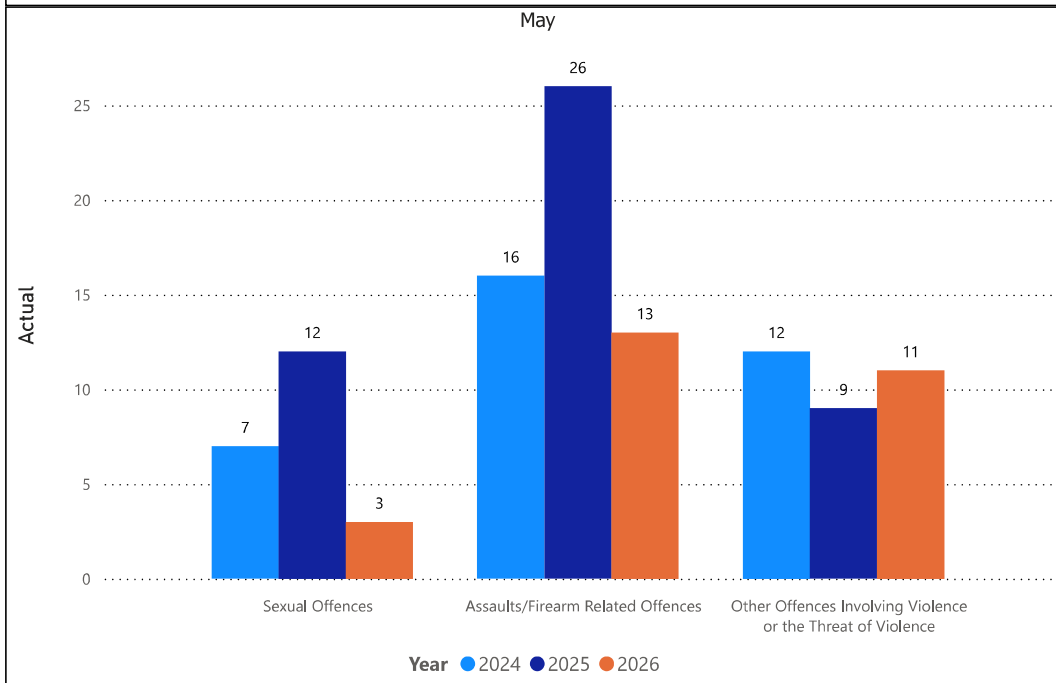
Report Generated on:

04-Jun-2026 9:15:51 AM

**OPP Detachment Board Report  
Records Management System  
May 2026**

<b>Violent Crime</b>						
May						
Year	2024		2025		2026	
	Actual	% Change	Actual	% Change	Actual	% Change
ViolationGrp						
Homicides	0	-100.0%	0	--	0	--
Other Offences Causing Death	0	-100.0%	0	--	0	--
Attempted Murder	0	--	0	--	0	--
Sexual Offences	7	40.0%	12	71.4%	3	-75.0%
Assaults/Firearm Related Offences	16	0.0%	26	62.5%	13	-50.0%
Offences Resulting in the Deprivation of Freedom	0	--	0	--	0	--
Robbery	0	--	0	--	0	--
Other Offences Involving Violence or the Threat of Violence	12	9.1%	9	-25.0%	11	22.2%
Offences in Relation to Sexual Services	0	--	0	--	0	--
<b>Total</b>	<b>35</b>	<b>2.9%</b>	<b>47</b>	<b>34.3%</b>	<b>27</b>	<b>-42.6%</b>

YTD						
Year	2024		2025		2026	
	Actual	% Change	Actual	% Change	Actual	% Change
ViolationGrp						
Homicides	0	-100.0%	1	--	0	-100.0%
Other Offences Causing Death	0	-100.0%	0	--	0	--
Attempted Murder	0	-100.0%	0	--	0	--
Sexual Offences	29	11.5%	28	-3.4%	34	21.4%
Assaults/Firearm Related Offences	77	-8.3%	106	37.7%	71	-33.0%
Offences Resulting in the Deprivation of Freedom	1	0.0%	2	100.0%	0	-100.0%
Robbery	1	0.0%	0	-100.0%	0	--
Other Offences Involving Violence or the Threat of Violence	41	-19.6%	56	36.6%	42	-25.0%
Offences in Relation to Sexual Services	0	-100.0%	0	--	0	--
<b>Total</b>	<b>149</b>	<b>-10.8%</b>	<b>193</b>	<b>29.5%</b>	<b>147</b>	<b>-23.8%</b>



Detachment: 1F - NORTHUMBERLAND (Cobourg)

Location code(s): 1F00 - NORTHUMBERLAND (Cobourg), 1F10 - NORTHUMBERLAND (Campbellford), 1F20 - NORTHUMBERLAND (Brighton), 1F70 - ALDERVILLE FN

Area(s): ALL

Data source date:  
04-Jun-2026

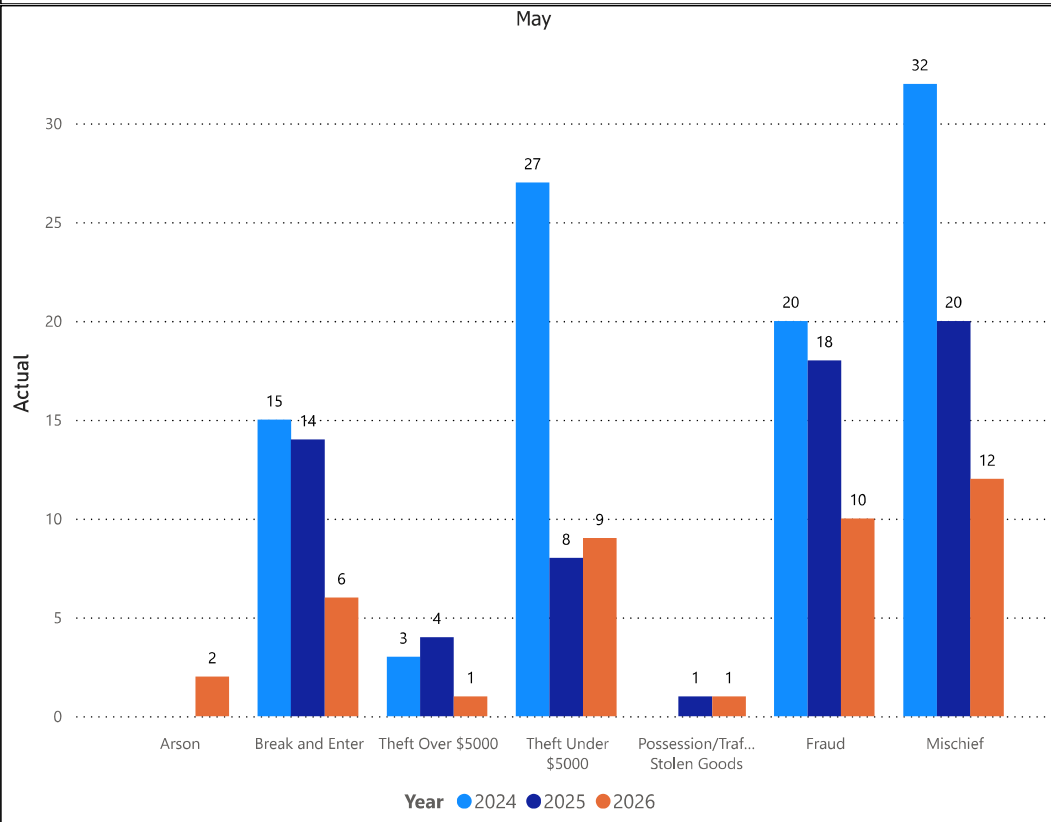
Report Generated on:  
04-Jun-2026 9:14:23 AM

**OPP Detachment Board Report  
Records Management System  
May 2026**

<b>Property Crime</b>						
May						
Year	2024		2025		2026	
ViolationGrp	Actual	% Change	Actual	% Change	Actual	% Change
Arson	0	--	0	--	2	--
Break and Enter	15	200.0%	14	-6.7%	6	-57.1%
Theft Over \$5000	3	-62.5%	4	33.3%	1	-75.0%
Theft Under \$5000	27	35.0%	8	-70.4%	9	12.5%
Possession/Trafficking Stolen Goods	0	-100.0%	1	--	1	0.0%
Fraud	20	-4.8%	18	-10.0%	10	-44.4%
Mischief	32	88.2%	20	-37.5%	12	-40.0%
<b>Total</b>	<b>97</b>	<b>32.9%</b>	<b>65</b>	<b>-33.0%</b>	<b>41</b>	<b>-36.9%</b>

YTD						
Year	2024		2025		2026	
ViolationGrp	Actual	% Change	Actual	% Change	Actual	% Change
Arson	1	0.0%	1	0.0%	4	300.0%
Break and Enter	24	4.3%	24	0.0%	11	-54.2%
Theft Over \$5000	12	-42.9%	23	91.7%	13	-43.5%
Theft Under \$5000	75	-23.5%	57	-24.0%	51	-10.5%
Possession/Trafficking Stolen Goods	3	-57.1%	5	66.7%	1	-80.0%
Fraud	106	1.9%	105	-0.9%	69	-34.3%
Mischief	81	39.7%	98	21.0%	53	-45.9%
<b>Total</b>	<b>302</b>	<b>-3.2%</b>	<b>313</b>	<b>3.6%</b>	<b>202</b>	<b>-35.5%</b>



Detachment: 1F - NORTHUMBERLAND (Cobourg)

Location code(s): 1F00 - NORTHUMBERLAND (Cobourg), 1F10 - NORTHUMBERLAND (Campbellford), 1F20 - NORTHUMBERLAND (Brighton), 1F70 - ALDERVILLE FN

Area(s): ALL

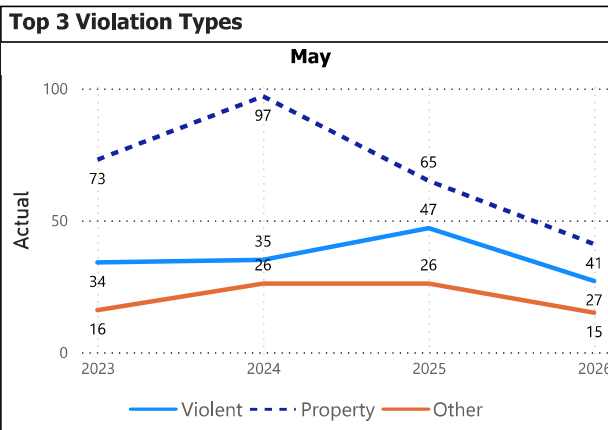
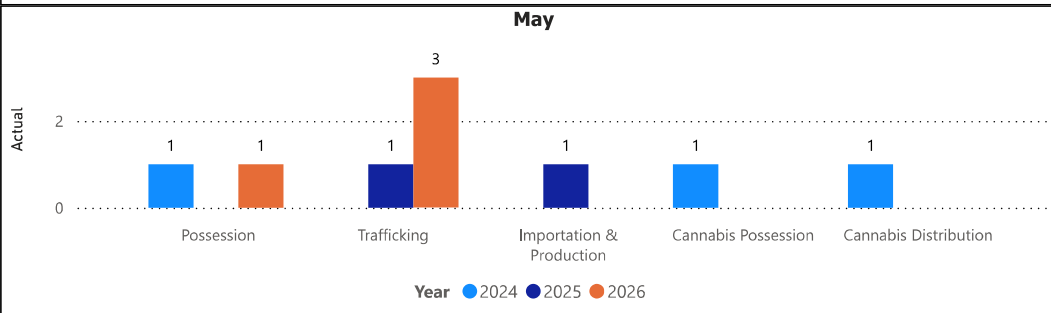
Data source date:  
04-Jun-2026

Report Generated on:  
04-Jun-2026 9:14:23 AM

**OPP Detachment Board Report  
Records Management System  
May 2026**

<b>Drug Crime</b>						
<b>May</b>						
Year	2024		2025		2026	
ViolationGrp	Actual	% Change	Actual	% Change	Actual	% Change
Possession	1	0.0%	0	-100.0%	1	--
Trafficking	0	-100.0%	1	--	3	200.0%
Importation & Production	0	--	1	--	0	-100.0%
Cannabis Possession	1	-50.0%	0	-100.0%	0	--
Cannabis Distribution	1	--	0	-100.0%	0	--
Cannabis Sale	0	-100.0%	0	--	0	--
Cannabis Importation & Exportation	0	--	0	--	0	--
Cannabis Production	0	--	0	--	0	--
Other Cannabis Violations	0	--	0	--	0	--
<b>Total</b>	<b>3</b>	<b>-57.1%</b>	<b>2</b>	<b>-33.3%</b>	<b>4</b>	<b>100.0%</b>

<b>YTD</b>						
Year	2024		2025		2026	
ViolationGrp	Actual	% Change	Actual	% Change	Actual	% Change
Possession	4	-33.3%	3	-25.0%	2	-33.3%
Trafficking	11	-21.4%	5	-54.5%	5	0.0%
Importation & Production	0	--	2	--	0	-100.0%
Cannabis Possession	7	0.0%	1	-85.7%	0	-100.0%
Cannabis Distribution	1	--	2	100.0%	2	0.0%
Cannabis Sale	0	-100.0%	0	--	0	--
Cannabis Importation & Exportation	0	--	0	--	0	--
Cannabis Production	0	--	0	--	0	--
Other Cannabis Violations	0	--	0	--	0	--
<b>Total</b>	<b>23</b>	<b>-20.7%</b>	<b>13</b>	<b>-43.5%</b>	<b>9</b>	<b>-30.8%</b>



**Top 5 Violation Groups**

**May**

ViolationGrp	2023	2024	2025	2026	Total
Mischief	17	32	20	12	<b>81</b>
Assaults/Firearm Related Offences	16	16	26	13	<b>71</b>
Fraud	21	20	18	10	<b>69</b>
Failure to Comply	10	18	25	13	<b>66</b>
Theft Under \$5000	20	27	8	9	<b>64</b>

Detachment: 1F - NORTHUMBERLAND (Cobourg)

Location code(s): 1F00 - NORTHUMBERLAND (Cobourg), 1F10 - NORTHUMBERLAND (Campbellford), 1F20 - NORTHUMBERLAND (Brighton), 1F70 - ALDERVILLE FN

Area(s): ALL

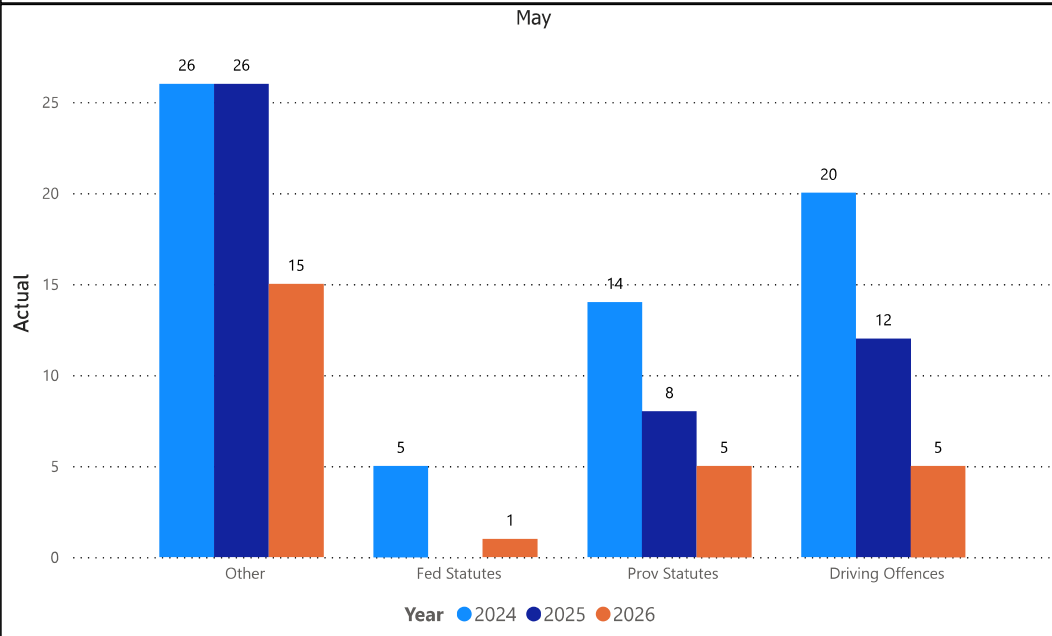
Data source date:  
04-Jun-2026

Report Generated on:  
04-Jun-2026 9:14:23 AM

**OPP Detachment Board Report  
Records Management System  
May 2026**

Other Crime Occurrences						
May						
Year	2024		2025		2026	
Violation_rollop	Actual	% Change	Actual	% Change	Actual	% Change
Other	26	62.5%	26	0.0%	15	-42.3%
Fed Statutes	5	--	0	-100.0%	1	--
Prov Statutes	14	75.0%	8	-42.9%	5	-37.5%
Driving Offences	20	42.9%	12	-40.0%	5	-58.3%
<b>Total</b>	<b>65</b>	<b>71.1%</b>	<b>46</b>	<b>-29.2%</b>	<b>26</b>	<b>-43.5%</b>

YTD						
Year	2024		2025		2026	
Violation_rollop	Actual	% Change	Actual	% Change	Actual	% Change
Other	94	67.9%	130	38.3%	86	-33.8%
Fed Statutes	10	0.0%	3	-70.0%	4	33.3%
Prov Statutes	62	44.2%	43	-30.6%	54	25.6%
Driving Offences	58	11.5%	54	-6.9%	50	-7.4%
<b>Total</b>	<b>224</b>	<b>39.1%</b>	<b>230</b>	<b>2.7%</b>	<b>194</b>	<b>-15.7%</b>



Detachment: 1F - NORTHUMBERLAND (Cobourg)

Location code(s): 1F00 - NORTHUMBERLAND (Cobourg), 1F10 - NORTHUMBERLAND (Campbellford), 1F20 - NORTHUMBERLAND (Brighton), 1F70 - ALDERVILLE FN

Area(s): ALL

Data source date:

04-Jun-2026

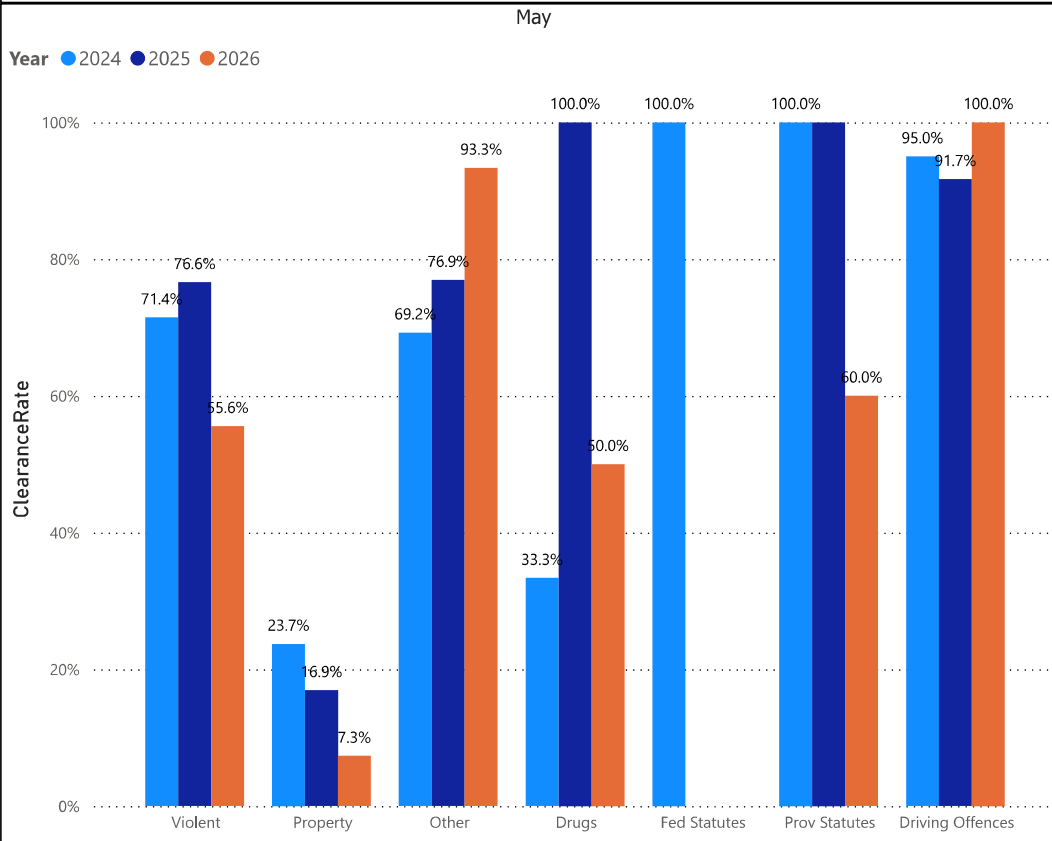
Report Generated on:

04-Jun-2026 9:14:23 AM

**OPP Detachment Board Report  
Records Management System  
May 2026**

Clearance Rate						
May						
Year	2024		2025		2026	
	%	% Change	%	% Change	%	% Change
Violent	71.4%	5.6%	76.6%	7.2%	55.6%	-27.5%
Property	23.7%	73.1%	16.9%	-28.6%	7.3%	-56.8%
Other	69.2%	10.8%	76.9%	11.1%	93.3%	21.3%
Drugs	33.3%	-22.2%	100.0%	200.0%	50.0%	-50.0%
Fed Statutes	100.0%	--		-100.0%	0.0%	--
Prov Statutes	100.0%	14.3%	100.0%	0.0%	60.0%	-40.0%
Driving Offences	95.0%	2.3%	91.7%	-3.5%	100.0%	9.1%

YTD						
Year	2024		2025		2026	
	%	% Change	%	% Change	%	% Change
Violent_rollop						
Violent	77.2%	3.1%	68.9%	-10.7%	68.0%	-1.3%
Property	20.9%	25.2%	17.3%	-17.3%	12.9%	-25.4%
Other	67.0%	-1.2%	73.8%	10.2%	82.6%	11.8%
Drugs	73.9%	19.1%	84.6%	14.5%	66.7%	-21.2%
Fed Statutes	90.0%	0.0%	33.3%	-63.0%	0.0%	-100.0%
Prov Statutes	100.0%	4.9%	90.7%	-9.3%	96.3%	6.2%
Driving Offences	91.4%	5.6%	90.7%	-0.7%	100.0%	10.2%



Detachment: 1F - NORTHUMBERLAND (Cobourg)

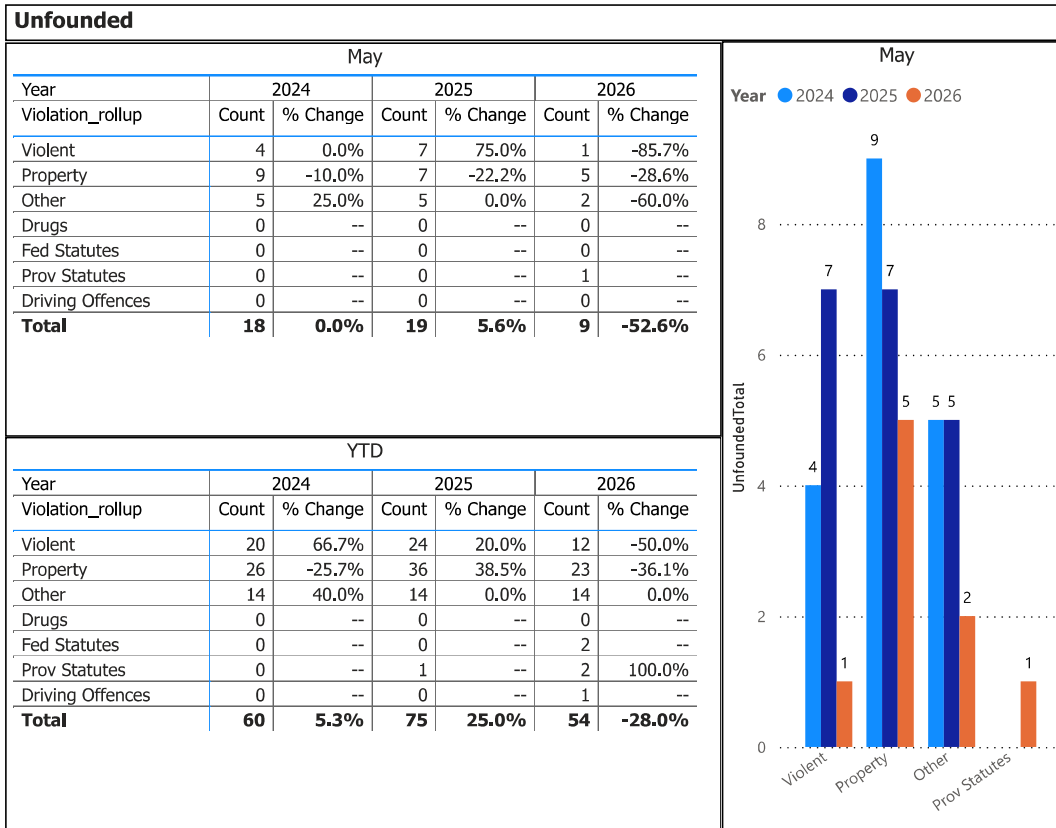
Location code(s): 1F00 - NORTHUMBERLAND (Cobourg), 1F10 - NORTHUMBERLAND (Campbellford), 1F20 - NORTHUMBERLAND (Brighton), 1F70 - ALDERVILLE FN

Area(s): ALL

Data source date:  
04-Jun-2026

Report Generated on:  
04-Jun-2026 9:14:23 AM

**OPP Detachment Board Report  
Records Management System  
May 2026**



Detachment: 1F - NORTHUMBERLAND (Cobourg)

Location code(s): 1F00 - NORTHUMBERLAND (Cobourg), 1F10 - NORTHUMBERLAND (Campbellford), 1F20 - NORTHUMBERLAND (Brighton), 1F70 - ALDERVILLE FN

Area(s): ALL

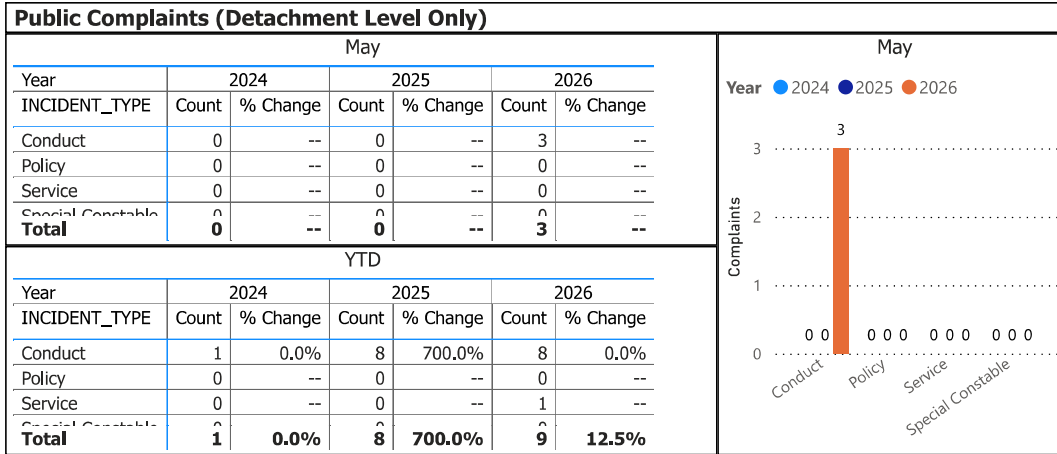
Data source date:

04-Jun-2026

Report Generated on:

04-Jun-2026 9:14:23 AM

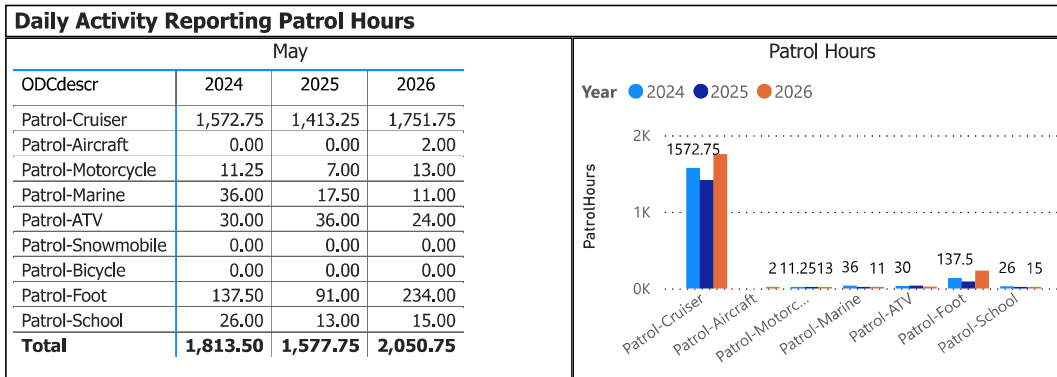
**OPP Detachment Board Report  
Records Management System  
May 2026**



Data source: RMS Data Feed  
Ontario Provincial Police, Professional Standards Bureau Commander Reports - File Manager System

Data source date:  
04-Jun-2026

**Daily Activity Reporting**



Data source (Daily Activity Reporting System) date:  
04-Jun-2026

Detachment: 1F - NORTHUMBERLAND (Cobourg)

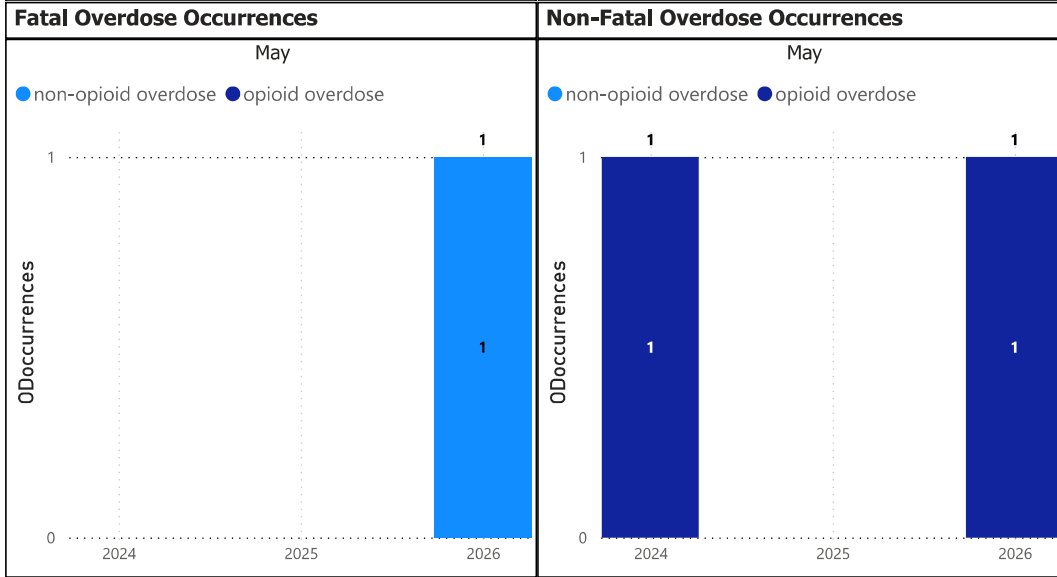
Location code(s): 1F00 - NORTHUMBERLAND (Cobourg), 1F10 - NORTHUMBERLAND (Campbellford), 1F20 - NORTHUMBERLAND (Brighton), 1F70 - ALDERVILLE FN

Data source date:  
04-Jun-2026

Report Generated on:  
04-Jun-2026 9:14:23 AM

**OPP Detachment Board Report  
Records Management System  
May 2026**

Overdose Occurrences							
May				YTD			
Fatal	2024	2025	2026	Fatal	2024	2025	2026
<input type="checkbox"/> <b>Fatal</b>	<b>0</b>	<b>0</b>	<b>1</b>	<input type="checkbox"/> <b>Fatal</b>	<b>2</b>	<b>0</b>	<b>2</b>
non-opioid overdose	0	0	1	non-opioid overdose	1	0	1
opioid overdose	0	0	0	opioid overdose	1	0	1
<input type="checkbox"/> <b>non-Fatal</b>	<b>1</b>	<b>0</b>	<b>1</b>	<input type="checkbox"/> <b>non-Fatal</b>	<b>2</b>	<b>1</b>	<b>2</b>
non-opioid overdose	0	0	0	non-opioid overdose	0	0	0
opioid overdose	1	0	1	opioid overdose	2	1	2
<b>Total</b>	<b>1</b>	<b>0</b>	<b>2</b>	<b>Total</b>	<b>4</b>	<b>1</b>	<b>4</b>



Detachment: 1F - NORTHUMBERLAND (Cobourg)

Location code(s): 1F00 - NORTHUMBERLAND (Cobourg), 1F10 - NORTHUMBERLAND (Campbellford), 1F20 - NORTHUMBERLAND (Brighton), 1F70 - ALDERVILLE FN

Area(s): ALL

Data source date:  
04-Jun-2026

Report Generated on:  
04-Jun-2026 9:14:23 AM

**OPP Detachment Board Report  
Records Management System  
May 2026**



Detachment: 1F - NORTHUMBERLAND (Cobourg)

Location code(s): 1F00 - NORTHUMBERLAND (Cobourg), 1F10 - NORTHUMBERLAND (Campbellford), 1F20 - NORTHUMBERLAND (Brighton), 1F70 - ALDERVILLE FN

Area(s): ALL

Data source date:

04-Jun-2026

Report Generated on:

04-Jun-2026 9:14:23 AM