



Northumberland OPP Detachment Board Report
Municipality of Trent Hills
Collision Reporting System September 2025

Motor Vehicle Collisions by Type						
September						
Year	2023		2024		2025	
CollisionType	Incidents	% Change	Incidents	% Change	Incidents	% Change
Fatal Injury	0	--	0	--	0	--
Non-Fatal Injury	2	100.0%	3	50.0%	2	-33.3%
Property Damage Only	12	50.0%	10	-16.7%	12	20.0%
Total	14	55.6%	13	-7.1%	14	7.7%
YTD						
Year	2023		2024		2025	
CollisionType	Incidents	% Change	Incidents	% Change	Incidents	% Change
Fatal Injury	0	--	1	--	1	0.0%
Non-Fatal Injury	12	71.4%	15	25.0%	19	26.7%
Property Damage Only	122	19.6%	134	9.8%	109	-18.7%
Total	134	22.9%	150	11.9%	129	-14.0%

September

Year ● 2023 ● 2024 ● 2025

CollisionType	2023	2024	2025
Fatal Injury	0	0	0
Non-Fatal Injury	2	3	2
Property Damage Only	12	10	12



OPP Detachment Board Report
Collision Reporting System
September 2025

Fatalities in Detachment Area - Incidents

September									
Type	Motor Vehicle			Motorized Snow Vehicle			Off-Road Vehicle		
Year	Alcohol/Drugs	Incidents	% Change	Alcohol/Drugs	Incidents	% Change	Alcohol/Drugs	Incidents	% Change
2023	0	0	--	0	0	--	0	0	--
2024	0	0	--	0	0	--	0	0	--
2025	0	0	--	0	0	--	0	0	--

YTD

Type	Motor Vehicle			Motorized Snow Vehicle			Off-Road Vehicle		
Year	Alcohol/Drugs	Incidents	% Change	Alcohol/Drugs	Incidents	% Change	Alcohol/Drugs	Incidents	% Change
2023	0	0	--	0	0	--	0	0	--
2024	0	1	--	0	0	--	0	0	--
2025	0	1	0.0%	0	0	--	0	0	--

Fatalities in Detachment Area - Persons Killed

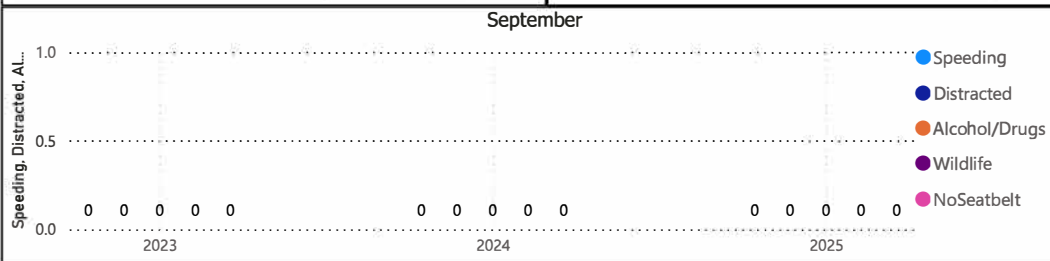
September							
Type	Motor Vehicle		Motorized Snow Vehicle		Off-Road Vehicle		
Year	Persons Killed	% Change	Persons Killed	% Change	Persons Killed	% Change	
2023	0	--	0	--	0	--	
2024	0	--	0	--	0	--	
2025	0	--	0	--	0	--	

YTD

Type	Motor Vehicle		Motorized Snow Vehicle		Off-Road Vehicle		
Year	Persons Killed	% Change	Persons Killed	% Change	Persons Killed	% Change	
2023	0	--	0	--	0	--	
2024	1	--	0	--	0	--	
2025	1	0.0%	0	--	0	--	

Primary Causal Factors in Fatal Motor Vehicle Collisions

September				YTD			
	2023	2024	2025		2023	2024	2025
Speeding	0	0	0	Speeding	0	0	1
Speeding % Change	--	--	--	Speeding % Change	--	--	--
Distracted	0	0	0	Distracted	0	0	0
Distracted % Change	--	--	--	Distracted % Change	--	--	--
Alcohol/Drugs	0	0	0	Alcohol/Drugs	0	0	0
Alcohol/Drugs % Change	--	--	--	Alcohol/Drugs % Change	--	--	--
Wildlife	0	0	0	Wildlife	0	0	0
Wildlife % Change	--	--	--	Wildlife % Change	--	--	--
NoSeatbelt	0	0	0	NoSeatbeltYTD	0	0	0
NoSeatbelt YoY%	--	--	--	NoSeatbeltYTD YoY%	--	--	--



Data source (Collision Reporting System) date:

Municipality Trent Hills

Data source date:

14-Oct-2025



OPP Detachment Board Report
Records Management System
September 2025

Criminal Code and Provincial Statute Charges Laid

September

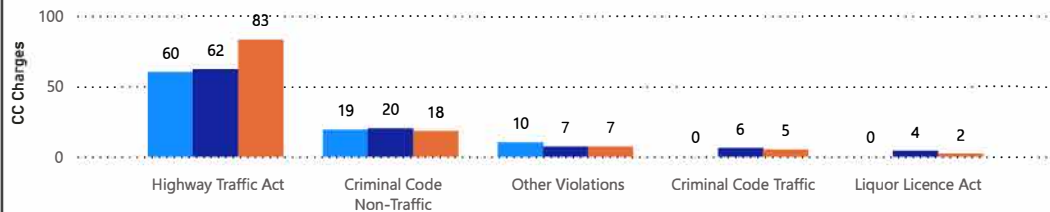
Year	2023		2024		2025	
ChargeCategory1	Offence Count	% Change	Offence Count	% Change	Offence Count	% Change
Criminal Code Non-Traffic	19	-38.7%	20	5.3%	18	-10.0%
Criminal Code Traffic	0	-100.0%	6	--	5	-16.7%
Highway Traffic Act	60	-4.8%	62	3.3%	83	33.9%
Liquor Licence Act	0	--	4	--	2	-50.0%
Other Violations	10	11.1%	7	-30.0%	7	0.0%
Total	89	-19.8%	99	11.2%	115	16.2%

YTD

Year	2023		2024		2025	
ChargeCategory1	Offence Count	% Change	Offence Count	% Change	Offence Count	% Change
Criminal Code Non-Traffic	206	-31.1%	161	-21.8%	270	67.7%
Criminal Code Traffic	19	-48.6%	49	157.9%	28	-42.9%
Highway Traffic Act	525	40.8%	625	19.0%	530	-15.2%
Liquor Licence Act	5	150.0%	16	220.0%	8	-50.0%
Other Violations	83	15.3%	80	-3.6%	58	-27.5%
Total	838	7.0%	931	11.1%	894	-4.0%

September

Year ● 2023 ● 2024 ● 2025



Traffic Related Charges

September

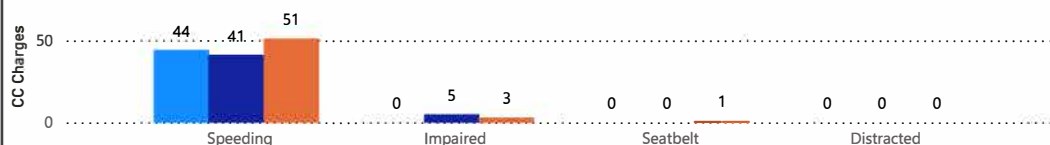
Year	2023		2024		2025	
ChargeCategory2	Offence Count	% Change	Offence Count	% Change	Offence Count	% Change
Speeding	44	-4.3%	41	-6.8%	51	24.4%
Seatbelt	0	--	0	--	1	--
Impaired	0	-100.0%	5	--	3	-40.0%
Distracted	0	--	0	--	0	--

YTD

Year	2023		2024		2025	
ChargeCategory2	Offence Count	% Change	Offence Count	% Change	Offence Count	% Change
Speeding	403	61.2%	377	-6.5%	382	1.3%
Seatbelt	3	-50.0%	12	300.0%	4	-66.7%
Impaired	10	-58.3%	30	200.0%	13	-56.7%
Distracted	1	-75.0%	0	-100.0%	3	--

September

Year ● 2023 ● 2024 ● 2025



Detachment: 1F - NORTHUMBERLAND (Cobourg)

Location code(s): 1F10 - NORTHUMBERLAND (Campbellford)

Municipality Trent Hills

Data source date:

14-Oct-25



OPP Detachment Board Report Records Management System September 2025

eTicketing Warnings

September


Year	2024		2025	
Type	Total	% Change	Total	% Change
Warning	65	-8.5%	49	-24.6%

YTD

Year	2024		2025	
Type	Total	% Change	Total	% Change
Warning	684	36.5%	514	-24.9%

September

Type ● Warning



Note: The eTicketing system was not fully implemented until the end of 2022, therefore data is only available beginning in 2023. % Change in 2023 may appear higher in this report due to the incomplete 2022 data.



OPP Detachment Board Report **Records Management System** **September 2025**

Violent Crime

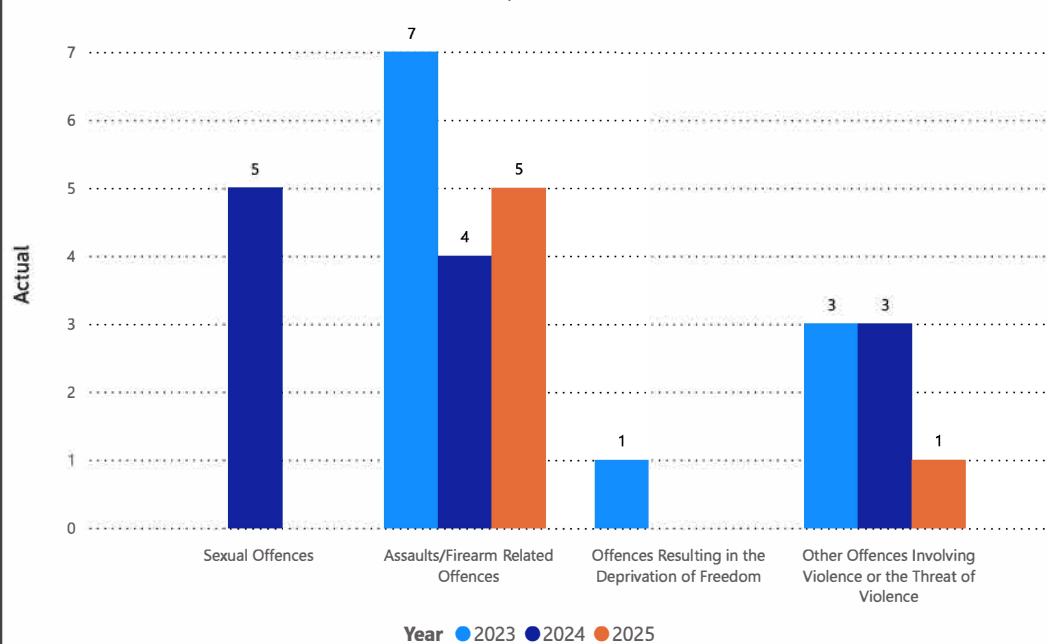
September

Year	2023		2024		2025	
ViolationGrp	Actual	% Change	Actual	% Change	Actual	% Change
Homicides	0	---	0	---	0	---
Other Offences Causing Death	0	---	0	---	0	---
Attempted Murder	0	---	0	---	0	---
Sexual Offences	0	-100.0%	5	---	0	-100.0%
Assaults/Firearm Related Offences	7	75.0%	4	-42.9%	5	25.0%
Offences Resulting in the Deprivation of Freedom	1	---	0	-100.0%	0	---
Robbery	0	---	0	---	0	---
Other Offences Involving Violence or the Threat of Violence	3	-62.5%	3	0.0%	1	-66.7%
Offences in Relation to Sexual Services	0	---	0	---	0	---
Total	11	-21.4%	12	9.1%	6	-50.0%

YTD

Year	2023		2024		2025	
ViolationGrp	Actual	% Change	Actual	% Change	Actual	% Change
Homicides	0	---	0	---	0	---
Other Offences Causing Death	0	---	0	---	0	---
Attempted Murder	0	---	0	---	0	---
Sexual Offences	14	-12.5%	15	7.1%	7	-53.3%
Assaults/Firearm Related Offences	45	45.2%	36	-20.0%	49	36.1%
Offences Resulting in the Deprivation of Freedom	2	100.0%	0	-100.0%	1	---
Robbery	0	-100.0%	1	---	0	-100.0%
Other Offences Involving Violence or the Threat of Violence	21	0.0%	22	4.8%	18	-18.2%
Offences in Relation to Sexual Services	0	---	0	---	0	---
Total	82	15.5%	74	-9.8%	75	1.4%

September



Municipality Trent Hills

Data source date:

14-Oct-2025



OPP Detachment Board Report
Records Management System
September 2025

Property Crime

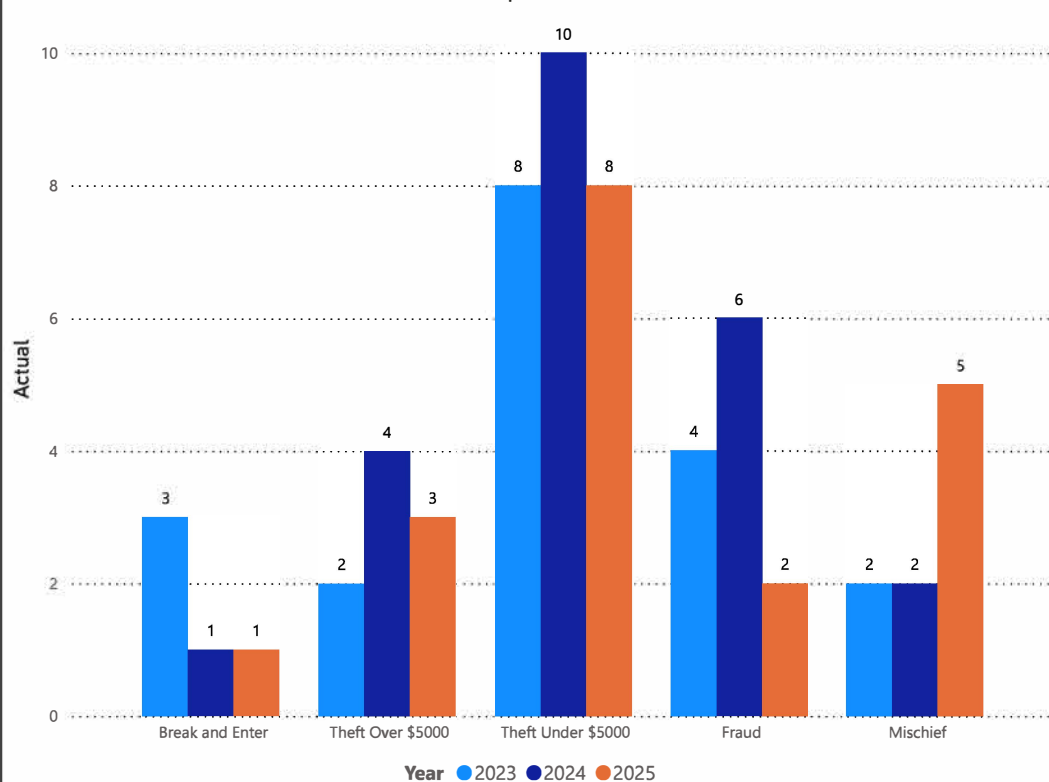
September

Year	2023		2024		2025	
ViolationGrp	Actual	% Change	Actual	% Change	Actual	% Change
Arson	0	--	0	--	0	--
Break and Enter	3	-25.0%	1	-66.7%	1	0.0%
Theft Over \$5000	2	-50.0%	4	100.0%	3	-25.0%
Theft Under \$5000	8	100.0%	10	25.0%	8	-20.0%
Possession/Trafficking Stolen Goods	0	--	0	--	0	--
Fraud	4	-42.9%	6	50.0%	2	-66.7%
Mischief	2	-66.7%	2	0.0%	5	150.0%
Total	19	-24.0%	23	21.1%	19	-17.4%

YTD

Year	2023		2024		2025	
ViolationGrp	Actual	% Change	Actual	% Change	Actual	% Change
Arson	1	-50.0%	0	-100.0%	0	--
Break and Enter	23	0.0%	9	-60.9%	11	22.2%
Theft Over \$5000	11	-26.7%	18	63.6%	11	-38.9%
Theft Under \$5000	67	28.8%	50	-25.4%	42	-16.0%
Possession/Trafficking Stolen Goods	2	--	3	50.0%	2	-33.3%
Fraud	53	17.8%	51	-3.8%	46	-9.8%
Mischief	28	-22.2%	36	28.6%	25	-30.6%
Total	185	6.9%	167	-9.7%	137	-18.0%

September



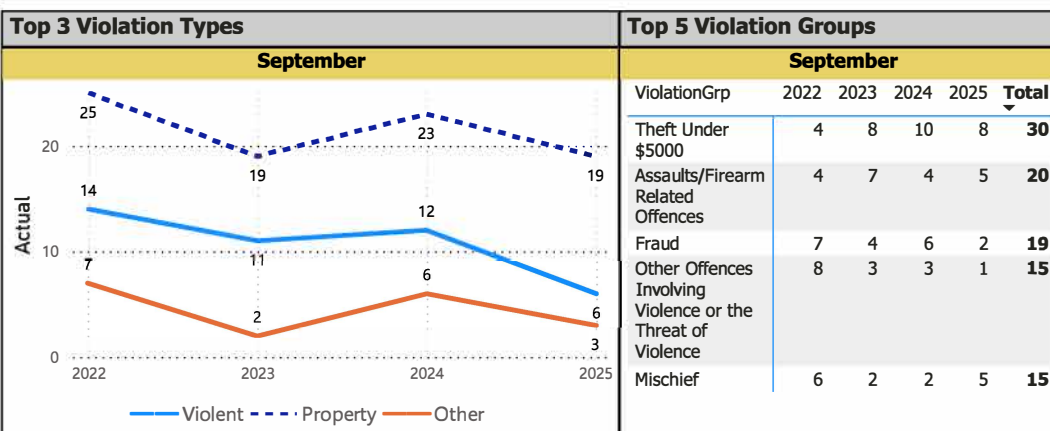
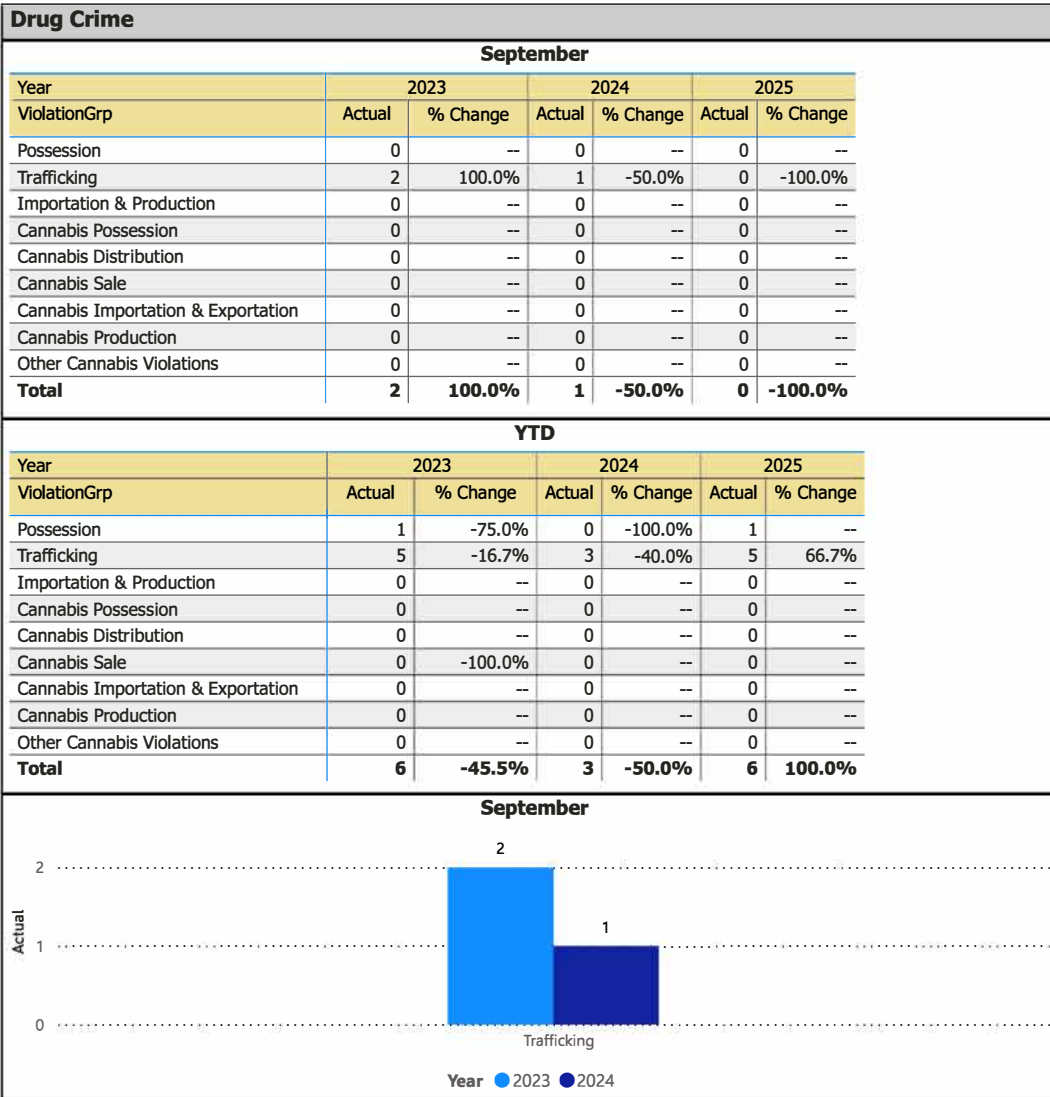
Municipality Trent Hills

Data source date:

14-Oct-2025



OPP Detachment Board Report Records Management System September 2025





OPP Detachment Board Report Records Management System September 2025

Other Crime Occurrences

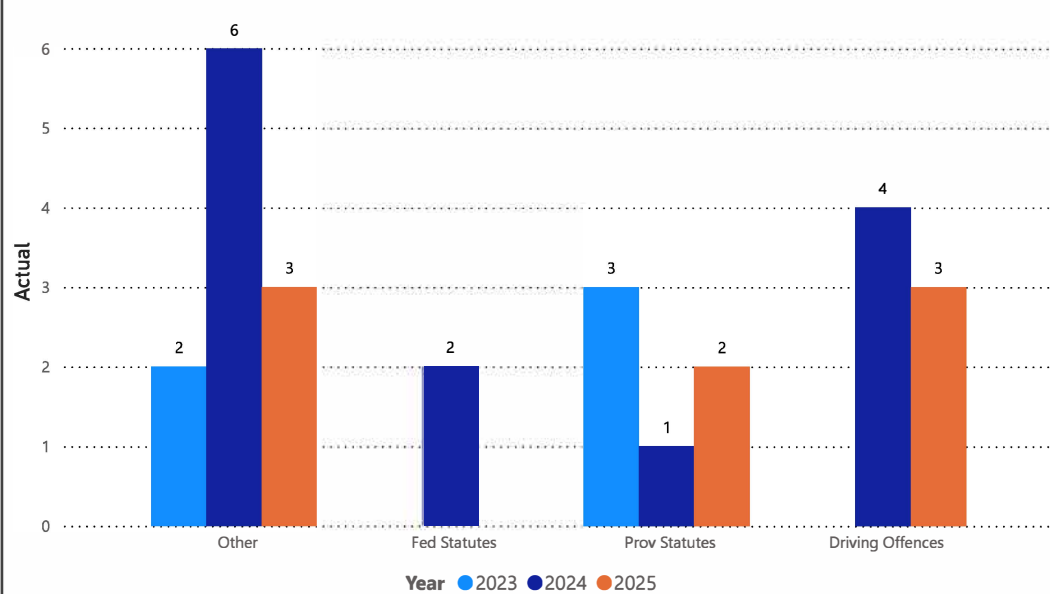
September

Year	2023		2024		2025	
Violation_rollup	Actual	% Change	Actual	% Change	Actual	% Change
Other	2	-71.4%	6	200.0%	3	-50.0%
Fed Statutes	0	--	2	--	0	-100.0%
Prov Statutes	3	--	1	-66.7%	2	100.0%
Driving Offences	0	-100.0%	4	--	3	-25.0%
Total	5	-58.3%	13	160.0%	8	-38.5%

YTD

Year	2023		2024		2025	
Violation_rollup	Actual	% Change	Actual	% Change	Actual	% Change
Other	30	-21.1%	44	46.7%	35	-20.5%
Fed Statutes	0	-100.0%	6	--	0	-100.0%
Prov Statutes	18	20.0%	19	5.6%	10	-47.4%
Driving Offences	14	-39.1%	24	71.4%	14	-41.7%
Total	62	-19.5%	93	50.0%	59	-36.6%

September



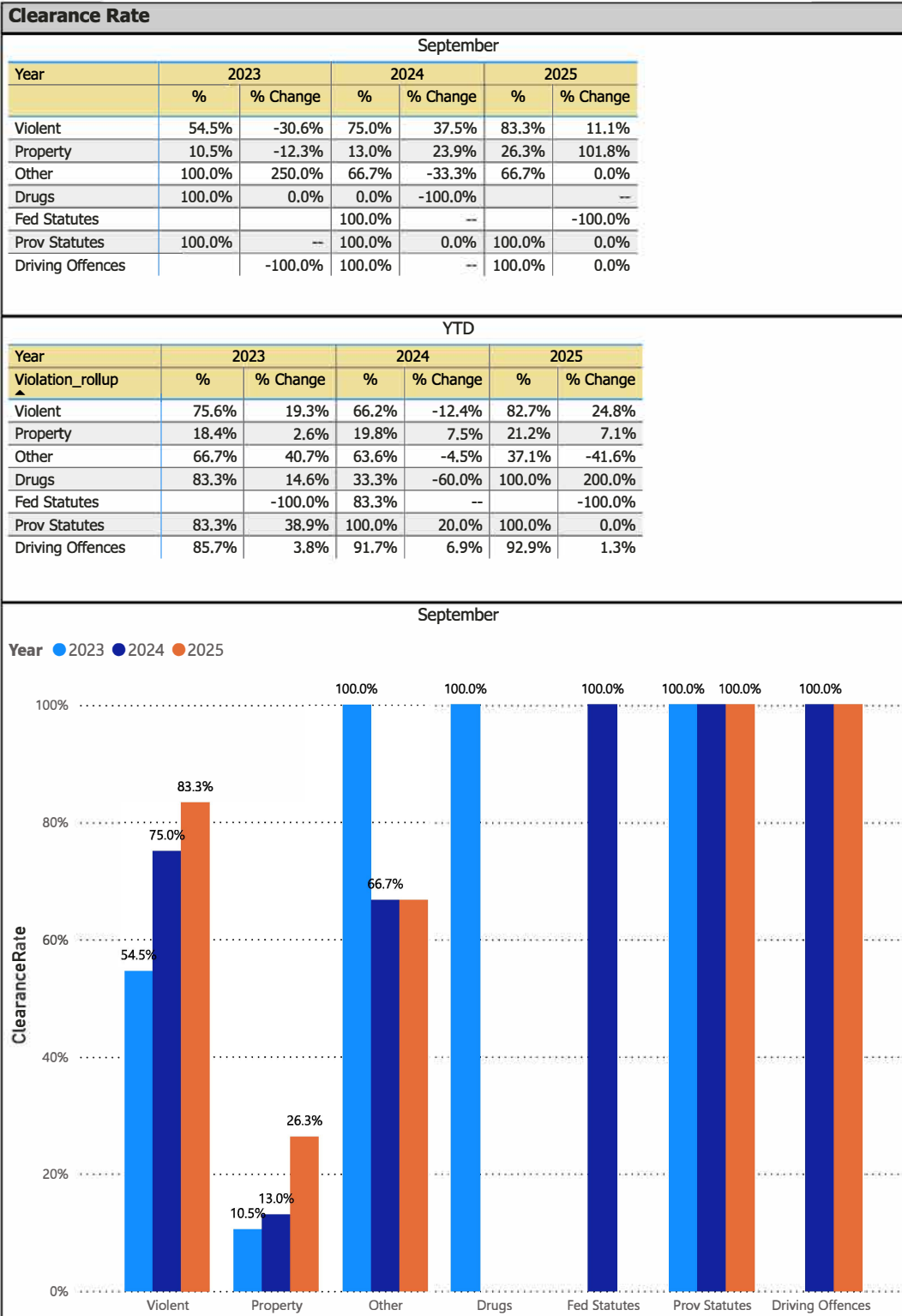
Municipality Trent Hills

Data source date:

14-Oct-2025

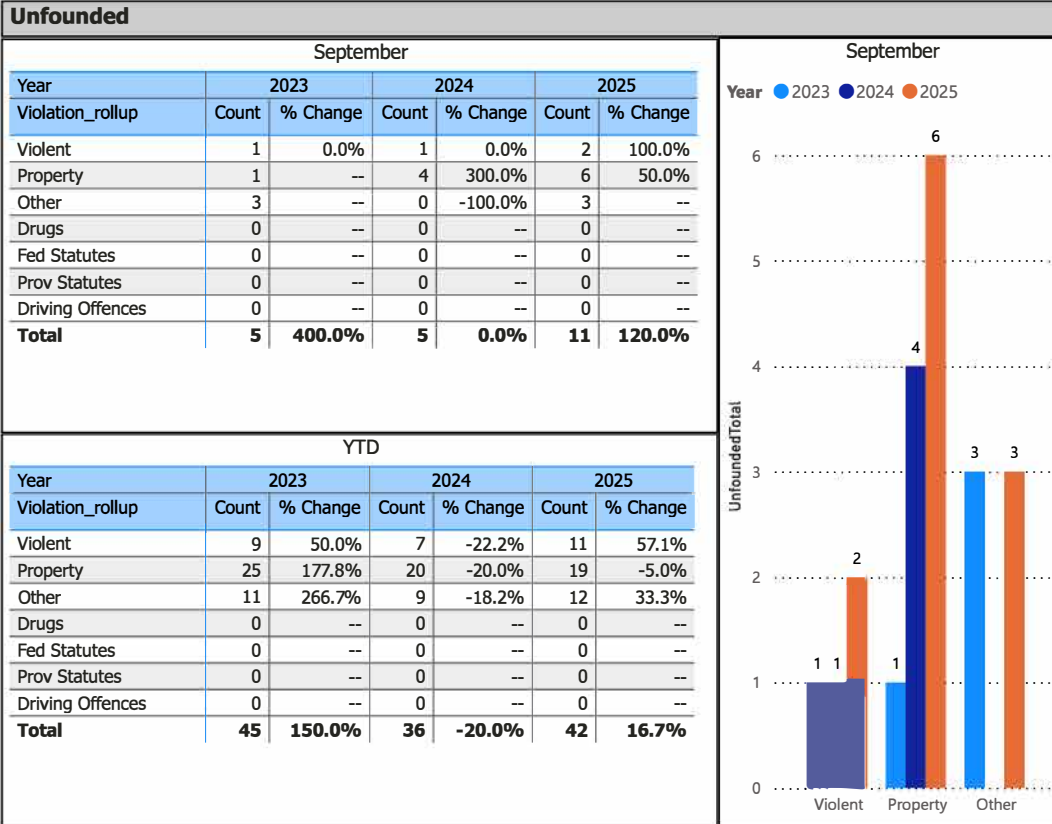


OPP Detachment Board Report Records Management System September 2025



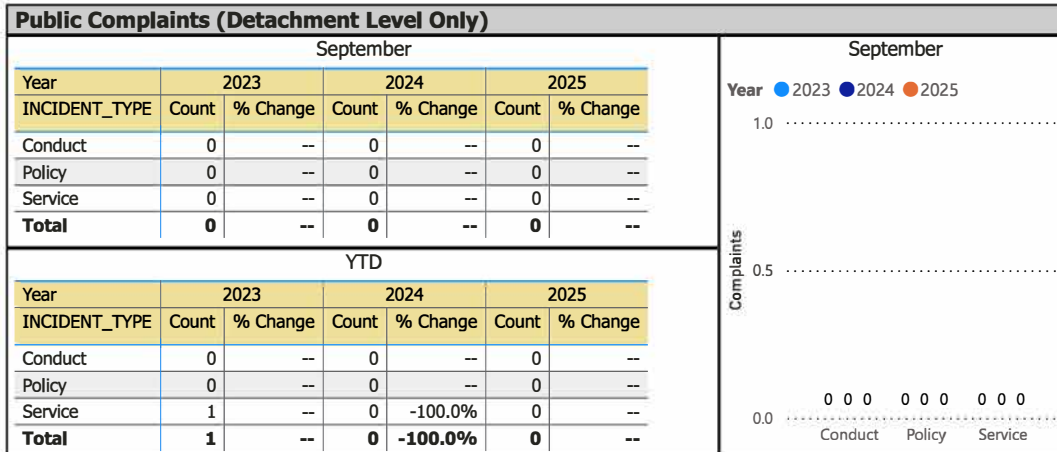


OPP Detachment Board Report Records Management System September 2025





OPP Detachment Board Report Records Management System September 2025

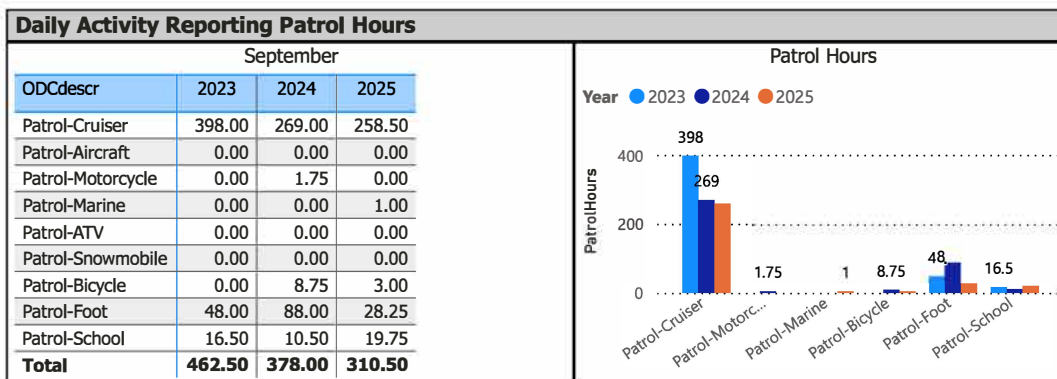


Data source: RMS Data Feed

Ontario Provincial Police, Professional Standards Bureau Commander Reports - File Manager System

Data source date:

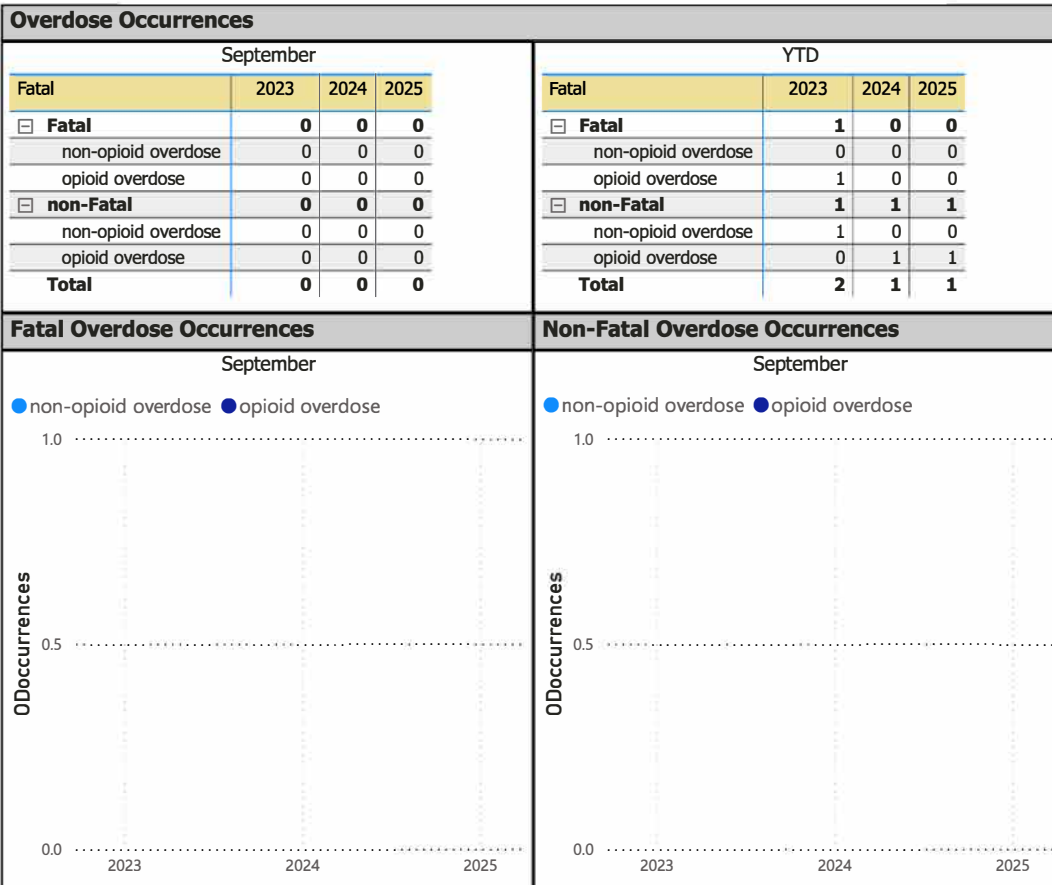
Daily Activity Reporting



Data source (Daily Activity Reporting System) date:



OPP Detachment Board Report
Records Management System
September 2025





OPP Detachment Board Report Records Management System September 2025

