

Police Services Board Report for Northumberland County
2024/May to 2024/Jun

Public Complaints	
Policy	0
Service	0
Conduct	0

Date information collected from Professional Standards Bureau Commander Reports: 2024-07-24

Data Source

Ontario Provincial Police, Professional Standards Bureau Commander Reports

- Includes all public policy, service and conduct complaints submitted to the Office of the Independent Police Review Director (OIPRD)

Secondary Employment
Number of Secondary Employment - Northumberland County - 2

Daily Activity Reporting Patrol Hours	
Total Hours	2024/May to 2024/Jun
Number of Cruiser Patrol Hours	2,585.25
Number of Motorcycle Patrol Hours	20.00
Number of Marine Patrol Hours	122.00
Number of ATV Patrol Hours	54.00
Number of Snowmobile Patrol Hours	0.00
Number of Bicycle Patrol Hours	0.00
Number of Foot Patrol Hours	229.00
Number of School Patrol Hours	33.75

Data source (Daily Activity Reporting System) date: 2024/07/19

Detachment Initiatives	
Crime and Traffic	Total Number of RIDE Programs May to June - Northumberland County - 175
Campaigns/Initiatives:	Total Number of Impaired Charges May to June - Northumberland County - 14

Police Services Board Report for Township of Alnwick/Haldimand
2024/May to 2024/Jun

Public Complaints	
Policy	0
Service	0
Conduct	0

Date information collected from Professional Standards Bureau Commander Reports: 2024-07-24

Data Source

Ontario Provincial Police, Professional Standards Bureau Commander Reports

- Includes all public policy, service and conduct complaints submitted to the Office of the Independent Police Review Director (OIPRD)

Secondary Employment
Number of Secondary Employment - Northumberland County - 2

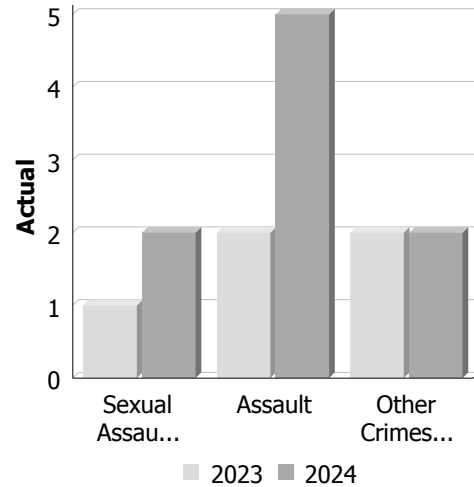
Daily Activity Reporting Patrol Hours	
Total Hours	2024/May to 2024/Jun
Number of Cruiser Patrol Hours	342.00
Number of Motorcycle Patrol Hours	2.75
Number of Marine Patrol Hours	18.00
Number of ATV Patrol Hours	54.00
Number of Snowmobile Patrol Hours	0.00
Number of Bicycle Patrol Hours	0.00
Number of Foot Patrol Hours	21.75
Number of School Patrol Hours	2.25

Data source (Daily Activity Reporting System) date: 2024/07/19

Police Services Board Report for Township of Alnwick/Haldimand
Records Management System
May to June - 2024

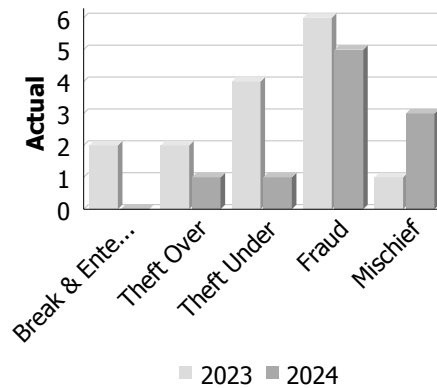
Violent Crime

Actual	May to June			Year to Date - June		
	2023	2024	% Change	2023	2024	% Change
Murder	0	0	--	0	0	--
Other Offences Causing Death	0	0	--	0	0	--
Attempted Murder	0	0	--	0	0	--
Sexual Assault	1	2	100.0%	3	4	33.3%
Assault	2	5	150.0%	8	8	0.0%
Abduction	0	0	--	0	0	--
Robbery	0	0	--	0	0	--
Other Crimes Against a Person	2	2	0.0%	4	5	25.0%
Total	5	9	80.0%	15	17	13.3%



Property Crime

Actual	May to June			Year to Date - June		
	2023	2024	% Change	2023	2024	% Change
Arson	0	0	--	1	0	-100.0%
Break & Enter	2	0	-100.0%	4	2	-50.0%
Theft Over	2	1	-50.0%	4	2	-50.0%
Theft Under	4	1	-75.0%	11	4	-63.6%
Have Stolen Goods	0	0	--	0	1	--
Fraud	6	5	-16.7%	11	13	18.2%
Mischief	1	3	200.0%	4	4	0.0%
Total	15	10	-33.3%	35	26	-25.7%



Drug Crime

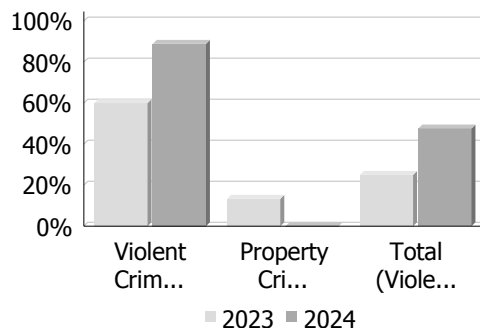
Actual	May to June			Year to Date - June		
	2023	2024	% Change	2023	2024	% Change
Possession	0	0	--	0	0	--
Trafficking	0	0	--	1	0	-100.0%
Importation and Production	0	0	--	0	0	--
Total	0	0	--	1	0	-100.0%



Police Services Board Report for Township of Alnwick/Haldimand
Records Management System
May to June - 2024

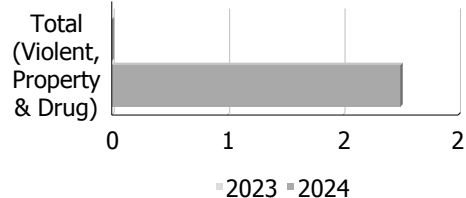
Clearance Rate

Clearance Rate	May to June			Year to Date - June		
	2023	2024	Difference	2023	2024	Difference
Violent Crime	60.0%	88.9%	28.9%	66.7%	82.4%	15.7%
Property Crime	13.3%	0.0%	-13.3%	14.3%	11.5%	-2.8%
Drug Crime	--	--	--	0.0%	--	--
Total (Violent, Property & Drug)	25.0%	47.6%	22.6%	30.8%	42.2%	11.4%



Unfounded

Unfounded	May to June			Year to Date - June		
	2023	2024	% Change	2023	2024	% Change
Total (Violent, Property & Drug)	0	2	--	3	5	66.7%



Data contained within this report is dynamic in nature and numbers will change over time as the Ontario Provincial Police continue to investigate and solve crime.

Data Utilized

- Major Crimes
- Niche RMS All Offence Level Business Intelligence Cube

Police Services Board Report for Municipality of Brighton
2024/May to 2024/Jun

Public Complaints	
Policy	0
Service	0
Conduct	0

Date information collected from Professional Standards Bureau Commander Reports: 2024-07-24

Data Source

Ontario Provincial Police, Professional Standards Bureau Commander Reports

- Includes all public policy, service and conduct complaints submitted to the Office of the Independent Police Review Director (OIPRD)

Secondary Employment
Number of Secondary Employment - Northumberland County - 2

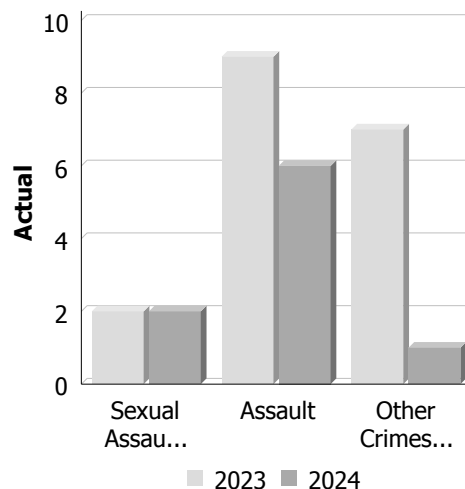
Daily Activity Reporting Patrol Hours	
Total Hours	2024/May to 2024/Jun
Number of Cruiser Patrol Hours	507.50
Number of Motorcycle Patrol Hours	5.00
Number of Marine Patrol Hours	0.00
Number of ATV Patrol Hours	0.00
Number of Snowmobile Patrol Hours	0.00
Number of Bicycle Patrol Hours	0.00
Number of Foot Patrol Hours	19.25
Number of School Patrol Hours	1.75

Data source (Daily Activity Reporting System) date: 2024/07/19

Police Services Board Report for Municipality of Brighton
Records Management System
May to June - 2024

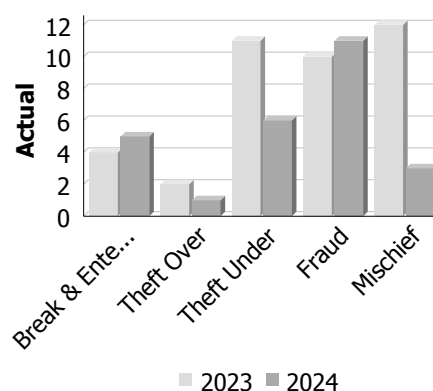
Violent Crime

Actual	May to June			Year to Date - June		
	2023	2024	% Change	2023	2024	% Change
Murder	0	0	--	0	0	--
Other Offences Causing Death	0	0	--	0	0	--
Attempted Murder	0	0	--	0	0	--
Sexual Assault	2	2	0.0%	6	6	0.0%
Assault	9	6	-33.3%	17	23	35.3%
Abduction	0	0	--	1	0	-100.0%
Robbery	0	0	--	0	0	--
Other Crimes Against a Person	7	1	-85.7%	12	9	-25.0%
Total	18	9	-50.0%	36	38	5.6%



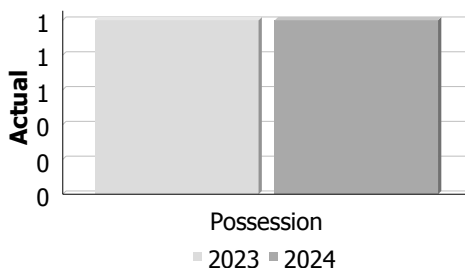
Property Crime

Actual	May to June			Year to Date - June		
	2023	2024	% Change	2023	2024	% Change
Arson	0	0	--	0	0	--
Break & Enter	4	5	25.0%	7	7	0.0%
Theft Over	2	1	-50.0%	4	2	-50.0%
Theft Under	11	6	-45.5%	30	17	-43.3%
Have Stolen Goods	0	0	--	1	0	-100.0%
Fraud	10	11	10.0%	32	32	0.0%
Mischief	12	3	-75.0%	20	14	-30.0%
Total	39	26	-33.3%	94	72	-23.4%



Drug Crime

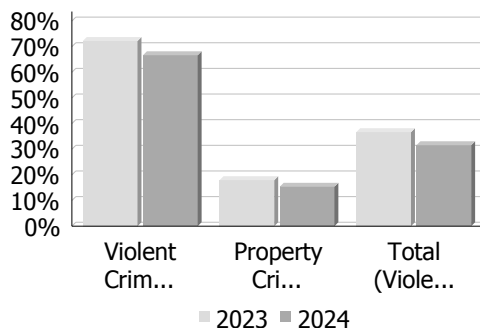
Actual	May to June			Year to Date - June		
	2023	2024	% Change	2023	2024	% Change
Possession	1	1	0.0%	2	1	-50.0%
Trafficking	0	0	--	0	0	--
Importation and Production	0	0	--	0	0	--
Total	1	1	0.0%	2	1	-50.0%



Police Services Board Report for Municipality of Brighton
Records Management System
May to June - 2024

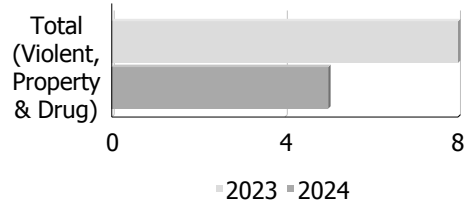
Clearance Rate

Clearance Rate	May to June			Year to Date - June		
	2023	2024	Difference	2023	2024	Difference
Violent Crime	72.2%	66.7%	-5.6%	77.8%	68.4%	-9.4%
Property Crime	18.0%	15.4%	-2.6%	16.0%	18.1%	2.1%
Drug Crime	0.0%	0.0%	0.0%	50.0%	0.0%	-50.0%
Total (Violent, Property & Drug)	36.7%	31.6%	-5.1%	35.3%	37.9%	2.6%



Unfounded

Unfounded	May to June			Year to Date - June		
	2023	2024	% Change	2023	2024	% Change
Total (Violent, Property & Drug)	8	5	-37.5%	15	10	-33.3%



Data contained within this report is dynamic in nature and numbers will change over time as the Ontario Provincial Police continue to investigate and solve crime.

Data Utilized

- Major Crimes
- Niche RMS All Offence Level Business Intelligence Cube

Police Services Board Report for Township of Cramahe
2024/May to 2024/Jun

Public Complaints	
Policy	0
Service	0
Conduct	0

Date information collected from Professional Standards Bureau Commander Reports: 2024-07-24

Data Source

Ontario Provincial Police, Professional Standards Bureau Commander Reports

- Includes all public policy, service and conduct complaints submitted to the Office of the Independent Police Review Director (OIPRD)

Secondary Employment
Number of Secondary Employment - Northumberland County - 2

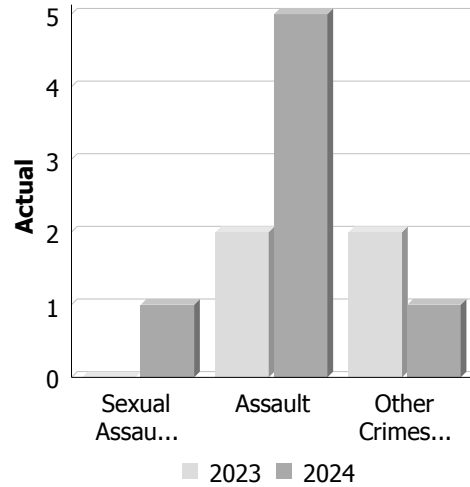
Daily Activity Reporting Patrol Hours	
Total Hours	2024/May to 2024/Jun
Number of Cruiser Patrol Hours	229.50
Number of Motorcycle Patrol Hours	0.00
Number of Marine Patrol Hours	0.00
Number of ATV Patrol Hours	0.00
Number of Snowmobile Patrol Hours	0.00
Number of Bicycle Patrol Hours	0.00
Number of Foot Patrol Hours	10.75
Number of School Patrol Hours	0.50

Data source (Daily Activity Reporting System) date: 2024/07/19

Police Services Board Report for Township of Cramahe
Records Management System
May to June - 2024

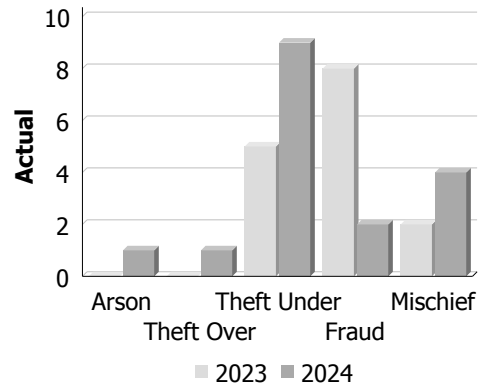
Violent Crime

Actual	May to June			Year to Date - June		
	2023	2024	% Change	2023	2024	% Change
Murder	0	0	--	0	0	--
Other Offences Causing Death	0	0	--	0	0	--
Attempted Murder	0	0	--	0	0	--
Sexual Assault	0	1	--	4	5	25.0%
Assault	2	5	150.0%	11	11	0.0%
Abduction	0	0	--	0	1	--
Robbery	0	0	--	0	0	--
Other Crimes Against a Person	2	1	-50.0%	12	6	-50.0%
Total	4	7	75.0%	27	23	-14.8%



Property Crime

Actual	May to June			Year to Date - June		
	2023	2024	% Change	2023	2024	% Change
Arson	0	1	--	0	1	--
Break & Enter	0	0	--	2	2	0.0%
Theft Over	0	1	--	1	2	100.0%
Theft Under	5	9	80.0%	12	16	33.3%
Have Stolen Goods	0	0	--	0	0	--
Fraud	8	2	-75.0%	16	10	-37.5%
Mischief	2	4	100.0%	3	7	133.3%
Total	15	17	13.3%	34	38	11.8%



Drug Crime

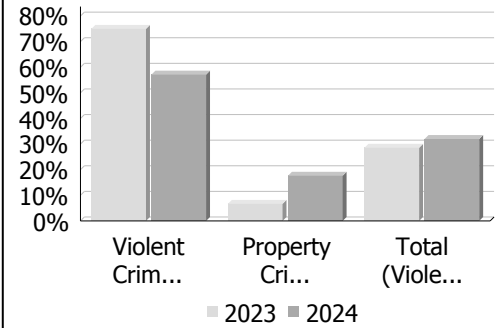
Actual	May to June			Year to Date - June		
	2023	2024	% Change	2023	2024	% Change
Possession	0	0	--	1	0	-100.0%
Trafficking	0	0	--	0	2	--
Importation and Production	0	0	--	0	0	--
Total	0	0	--	1	2	100.0%



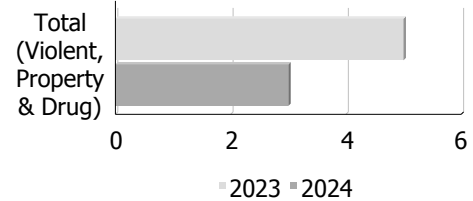
Clearance Rate

Police Services Board Report for Township of Cramahe
Records Management System
May to June - 2024

Clearance Rate	May to June			Year to Date - June		
	2023	2024	Difference	2023	2024	Difference
Violent Crime	75.0%	57.1%	-17.9%	63.0%	73.9%	11.0%
Property Crime	6.7%	17.6%	11.0%	5.9%	13.2%	7.3%
Drug Crime	--	--	--	100.0%	100.0%	0.0%
Total (Violent, Property & Drug)	28.6%	32.0%	3.4%	38.2%	40.9%	2.7%



Unfounded						
Unfounded	May to June			Year to Date - June		
	2023	2024	% Change	2023	2024	% Change
Total (Violent, Property & Drug)	5	3	-40.0%	7	6	-14.3%



Data contained within this report is dynamic in nature and numbers will change over time as the Ontario Provincial Police continue to investigate and solve crime.

Data Utilized

- Major Crimes
- Niche RMS All Offence Level Business Intelligence Cube

Police Services Board Report for Hamilton Township
2024/May to 2024/Jun

Public Complaints	
Policy	0
Service	0
Conduct	0

Date information collected from Professional Standards Bureau Commander Reports: 2024-07-24

Data Source

Ontario Provincial Police, Professional Standards Bureau Commander Reports

- Includes all public policy, service and conduct complaints submitted to the Office of the Independent Police Review Director (OIPRD)

Secondary Employment
Number of Secondary Employment - Northumberland County - 2

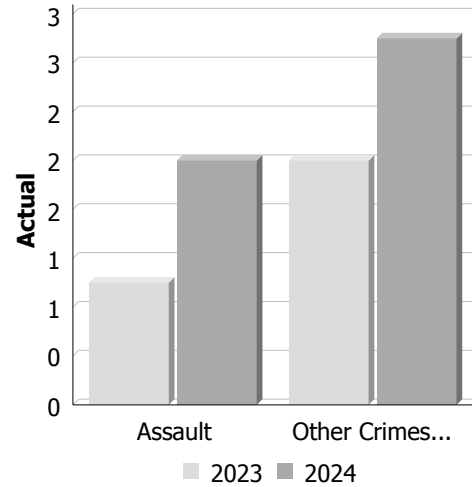
Daily Activity Reporting Patrol Hours	
Total Hours	2024/May to 2024/Jun
Number of Cruiser Patrol Hours	301.50
Number of Motorcycle Patrol Hours	3.25
Number of Marine Patrol Hours	10.50
Number of ATV Patrol Hours	0.00
Number of Snowmobile Patrol Hours	0.00
Number of Bicycle Patrol Hours	0.00
Number of Foot Patrol Hours	15.25
Number of School Patrol Hours	17.00

Data source (Daily Activity Reporting System) date: 2024/07/19

Police Services Board Report for Hamilton Township
Records Management System
May to June - 2024

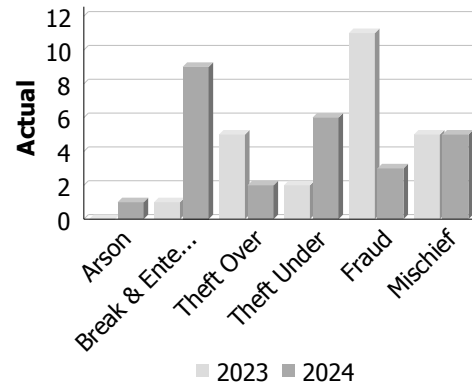
Violent Crime

Actual	May to June			Year to Date - June		
	2023	2024	% Change	2023	2024	% Change
Murder	0	0	--	0	0	--
Other Offences Causing Death	0	0	--	0	0	--
Attempted Murder	0	0	--	0	0	--
Sexual Assault	0	0	--	1	5	400.0%
Assault	1	2	100.0%	7	10	42.9%
Abduction	0	0	--	0	0	--
Robbery	0	0	--	0	0	--
Other Crimes Against a Person	2	3	50.0%	6	7	16.7%
Total	3	5	66.7%	14	22	57.1%



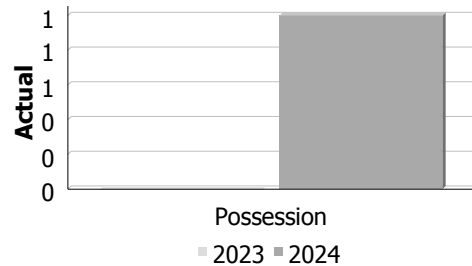
Property Crime

Actual	May to June			Year to Date - June		
	2023	2024	% Change	2023	2024	% Change
Arson	0	1	--	0	1	--
Break & Enter	1	9	800.0%	1	10	900.0%
Theft Over	5	2	-60.0%	8	4	-50.0%
Theft Under	2	6	200.0%	5	9	80.0%
Have Stolen Goods	0	0	--	0	0	--
Fraud	11	3	-72.7%	27	16	-40.7%
Mischief	5	5	0.0%	8	11	37.5%
Total	24	26	8.3%	49	51	4.1%



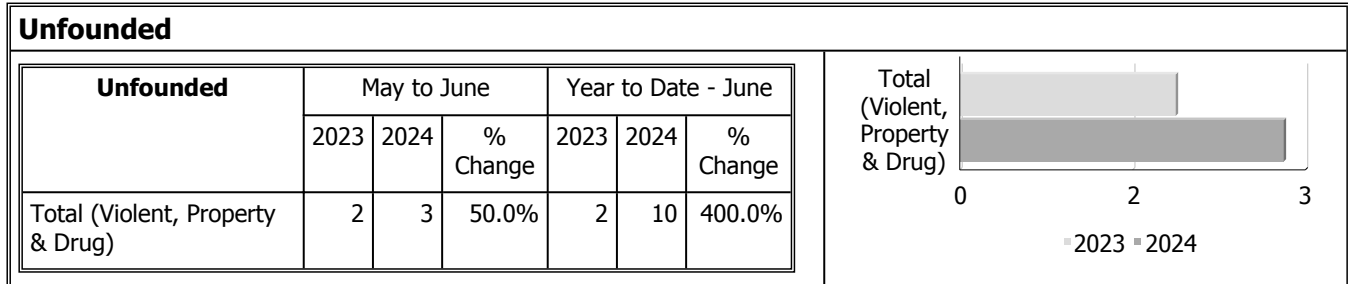
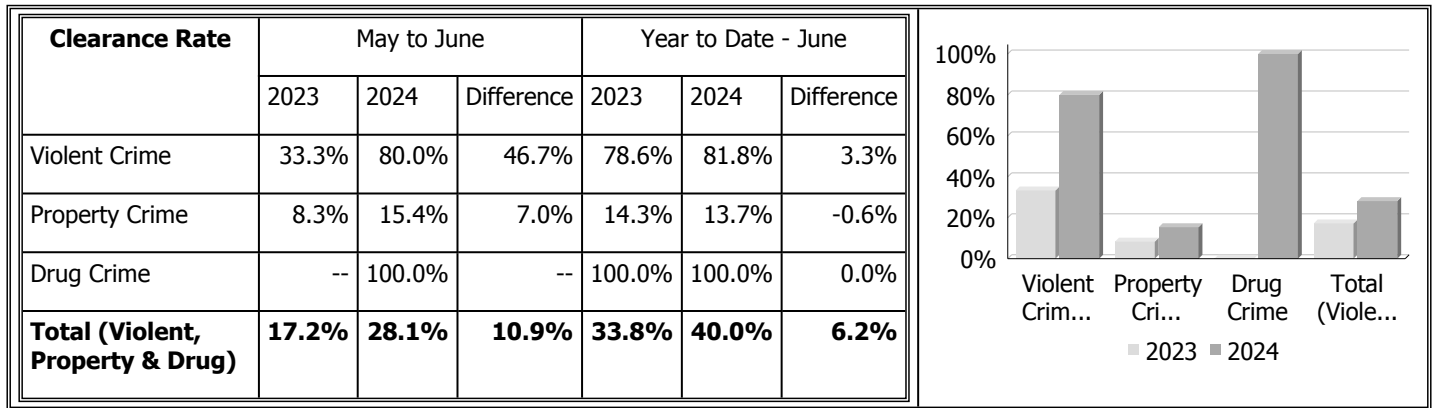
Drug Crime

Actual	May to June			Year to Date - June		
	2023	2024	% Change	2023	2024	% Change
Possession	0	1	--	0	1	--
Trafficking	0	0	--	1	0	-100.0%
Importation and Production	0	0	--	0	0	--
Total	0	1	--	1	1	0.0%



Clearance Rate

Police Services Board Report for Hamilton Township
Records Management System
May to June - 2024



Data contained within this report is dynamic in nature and numbers will change over time as the Ontario Provincial Police continue to investigate and solve crime.

Data Utilized

- Major Crimes
- Niche RMS All Offence Level Business Intelligence Cube

Police Services Board Report for Municipality of Port Hope
2024/May to 2024/Jun

Public Complaints	
Policy	0
Service	0
Conduct	0

Date information collected from Professional Standards Bureau Commander Reports: 2024-07-24

Data Source

Ontario Provincial Police, Professional Standards Bureau Commander Reports

- Includes all public policy, service and conduct complaints submitted to the Office of the Independent Police Review Director (OIPRD)

Secondary Employment
Number of Secondary Employment - Northumberland County - 2

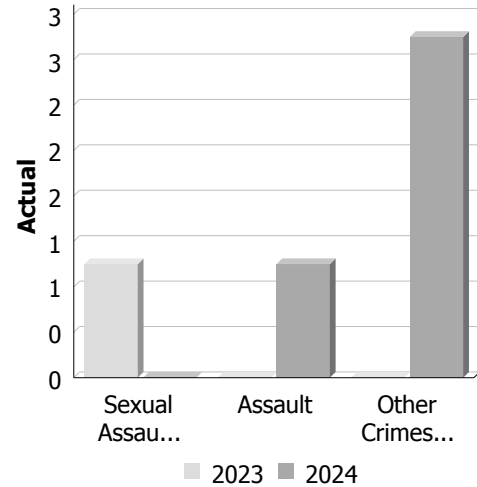
Daily Activity Reporting Patrol Hours	
Total Hours	2024/May to 2024/Jun
Number of Cruiser Patrol Hours	277.50
Number of Motorcycle Patrol Hours	1.25
Number of Marine Patrol Hours	0.00
Number of ATV Patrol Hours	0.00
Number of Snowmobile Patrol Hours	0.00
Number of Bicycle Patrol Hours	0.00
Number of Foot Patrol Hours	1.00
Number of School Patrol Hours	0.00

Data source (Daily Activity Reporting System) date: 2024/07/19

Police Services Board Report for Municipality of Port Hope
Records Management System
May to June - 2024

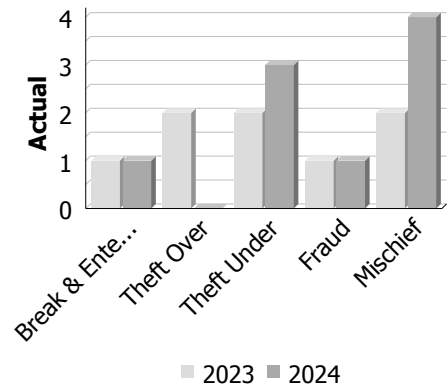
Violent Crime

Actual	May to June			Year to Date - June		
	2023	2024	% Change	2023	2024	% Change
Murder	0	0	--	0	0	--
Other Offences Causing Death	0	0	--	0	0	--
Attempted Murder	0	0	--	0	0	--
Sexual Assault	1	0	-100.0%	1	1	0.0%
Assault	0	1	--	1	2	100.0%
Abduction	0	0	--	0	0	--
Robbery	0	0	--	0	0	--
Other Crimes Against a Person	0	3	--	1	6	500.0%
Total	1	4	300.0%	3	9	200.0%



Property Crime

Actual	May to June			Year to Date - June		
	2023	2024	% Change	2023	2024	% Change
Arson	0	0	--	0	0	--
Break & Enter	1	1	0.0%	1	1	0.0%
Theft Over	2	0	-100.0%	2	2	0.0%
Theft Under	2	3	50.0%	16	10	-37.5%
Have Stolen Goods	0	0	--	0	0	--
Fraud	1	1	0.0%	5	4	-20.0%
Mischief	2	4	100.0%	4	5	25.0%
Total	8	9	12.5%	28	22	-21.4%



Drug Crime

Actual	May to June			Year to Date - June		
	2023	2024	% Change	2023	2024	% Change
Possession	0	0	--	0	0	--
Trafficking	0	0	--	1	0	-100.0%
Importation and Production	0	0	--	0	0	--
Total	0	0	--	1	0	-100.0%

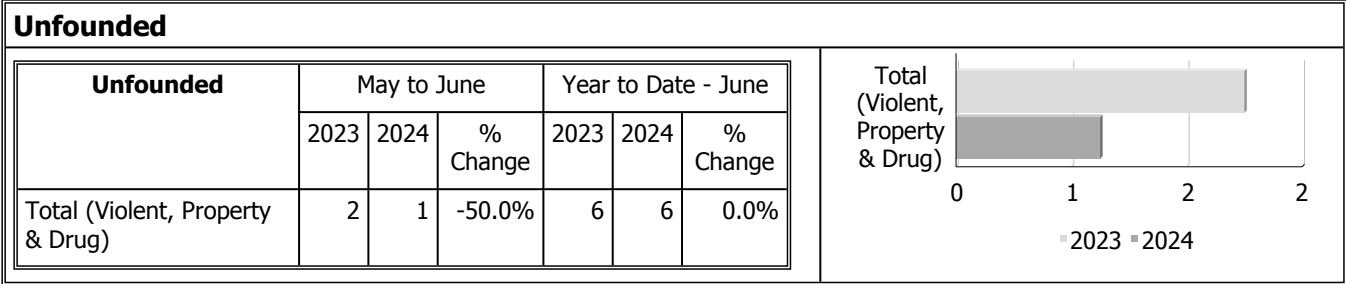
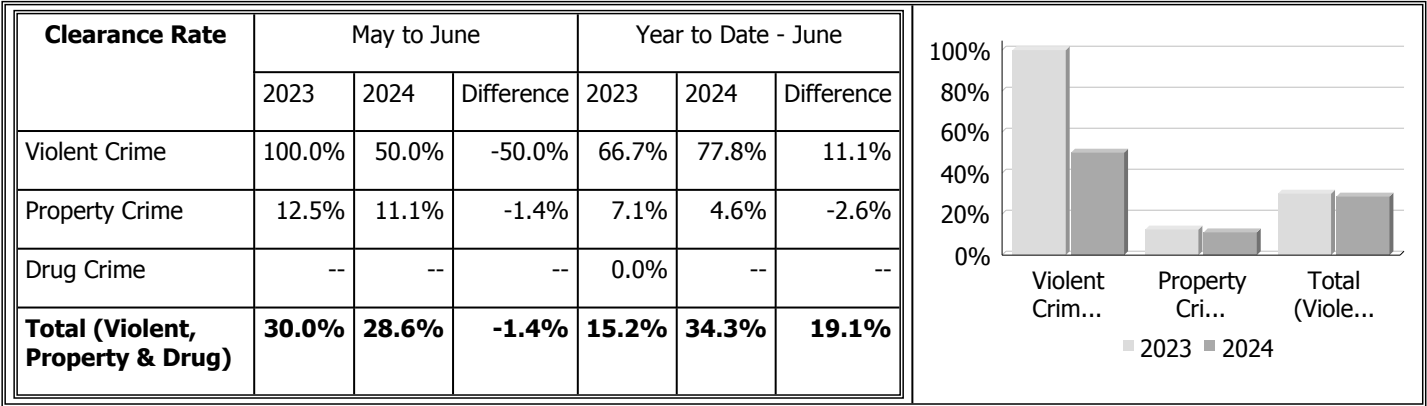


Clearance Rate

Police Services Board Report for Municipality of Port Hope

Records Management System

May to June - 2024



Data contained within this report is dynamic in nature and numbers will change over time as the Ontario Provincial Police continue to investigate and solve crime.

Data Utilized

- Major Crimes
- Niche RMS All Offence Level Business Intelligence Cube

Police Services Board Report for Municipality of Trent Hills
2024/May to 2024/Jun

Public Complaints	
Policy	0
Service	0
Conduct	0

Date information collected from Professional Standards Bureau Commander Reports: 2024-07-24

Data Source

Ontario Provincial Police, Professional Standards Bureau Commander Reports

- Includes all public policy, service and conduct complaints submitted to the Office of the Independent Police Review Director (OIPRD)

Secondary Employment
Number of Secondary Employment - Northumberland County - 2

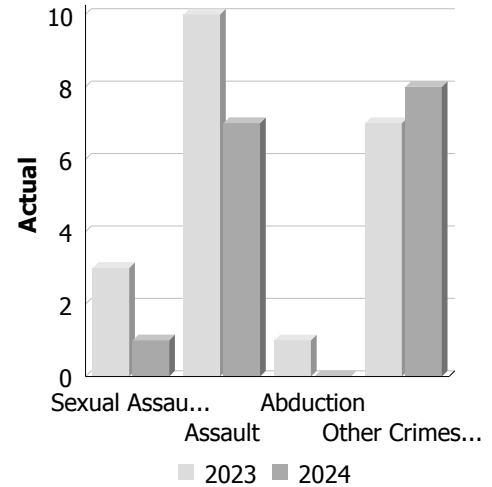
Daily Activity Reporting Patrol Hours	
Total Hours	2024/May to 2024/Jun
Number of Cruiser Patrol Hours	605.50
Number of Motorcycle Patrol Hours	4.75
Number of Marine Patrol Hours	0.00
Number of ATV Patrol Hours	0.00
Number of Snowmobile Patrol Hours	0.00
Number of Bicycle Patrol Hours	0.00
Number of Foot Patrol Hours	149.25
Number of School Patrol Hours	12.25

Data source (Daily Activity Reporting System) date: 2024/07/19

Police Services Board Report for Municipality of Trent Hills
Records Management System
May to June - 2024

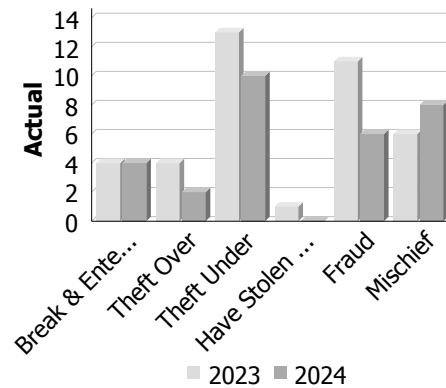
Violent Crime

Actual	May to June			Year to Date - June		
	2023	2024	% Change	2023	2024	% Change
Murder	0	0	--	0	0	--
Other Offences Causing Death	0	0	--	0	0	--
Attempted Murder	0	0	--	0	0	--
Sexual Assault	3	1	-66.7%	12	6	-50.0%
Assault	10	7	-30.0%	28	21	-25.0%
Abduction	1	0	-100.0%	1	0	-100.0%
Robbery	0	0	--	0	1	--
Other Crimes Against a Person	7	8	14.3%	17	17	0.0%
Total	21	16	-23.8%	58	45	-22.4%



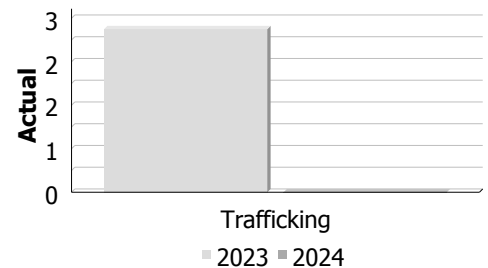
Property Crime

Actual	May to June			Year to Date - June		
	2023	2024	% Change	2023	2024	% Change
Arson	0	0	--	0	0	--
Break & Enter	4	4	0.0%	14	6	-57.1%
Theft Over	4	2	-50.0%	5	8	60.0%
Theft Under	13	10	-23.1%	36	27	-25.0%
Have Stolen Goods	1	0	-100.0%	1	3	200.0%
Fraud	11	6	-45.5%	37	29	-21.6%
Mischief	6	8	33.3%	22	22	0.0%
Total	39	30	-23.1%	115	95	-17.4%



Drug Crime

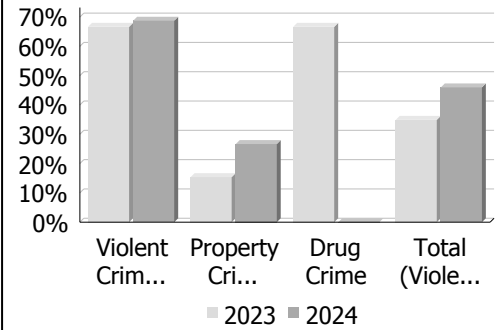
Actual	May to June			Year to Date - June		
	2023	2024	% Change	2023	2024	% Change
Possession	0	0	--	0	0	--
Trafficking	3	0	-100.0%	4	2	-50.0%
Importation and Production	0	0	--	0	0	--
Total	3	0	-100.0%	4	2	-50.0%



Police Services Board Report for Municipality of Trent Hills
Records Management System
May to June - 2024

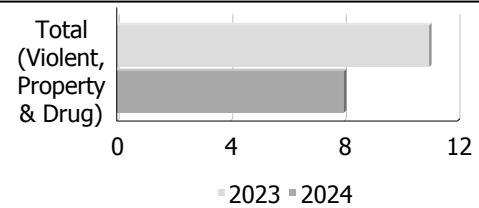
Clearance Rate

Clearance Rate	May to June			Year to Date - June		
	2023	2024	Difference	2023	2024	Difference
Violent Crime	66.7%	68.8%	2.1%	72.4%	60.0%	-12.4%
Property Crime	15.4%	26.7%	11.3%	19.1%	20.0%	0.9%
Drug Crime	66.7%	--	--	75.0%	50.0%	-25.0%
Total (Violent, Property & Drug)	34.9%	46.0%	11.1%	38.9%	36.7%	-2.2%



Unfounded

Unfounded	May to June			Year to Date - June		
	2023	2024	% Change	2023	2024	% Change
Total (Violent, Property & Drug)	11	8	-27.3%	20	19	-5.0%



Data contained within this report is dynamic in nature and numbers will change over time as the Ontario Provincial Police continue to investigate and solve crime.

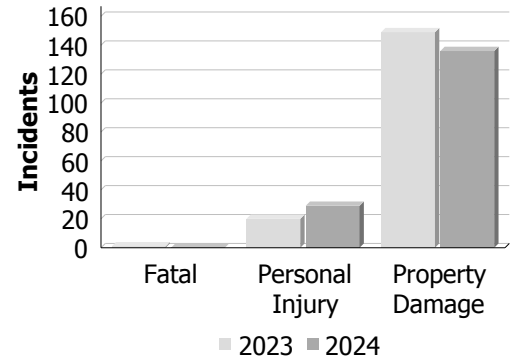
Data Utilized

- Major Crimes
- Niche RMS All Offence Level Business Intelligence Cube

Police Services Board Report for Northumberland County
Collision Reporting System
May to June - 2024

Motor Vehicle Collisions by Type

Incidents	May to June			Year to Date - June		
	2023	2024	% Change	2023	2024	% Change
Fatal	1	0	-100.0%	3	1	-66.7%
Personal Injury	20	29	45.0%	49	61	24.5%
Property Damage	149	136	-8.7%	429	459	7.0%
Total	170	165	-2.9%	481	521	8.3%



Fatalities in Detachment Area

Incidents		May to June			Year to Date - June		
		2023	2024	% Change	2023	2024	% Change
Motor Vehicle Collision	Fatal Incidents	1	0	-100.0%	2	1	-50.0%
	Alcohol Related	0	0	--	0	0	--
Off-Road Vehicle	Fatal Incidents	0	0	--	1	0	-100.0%
	Alcohol Related	0	0	--	0	0	--
Motorized Snow Vehicle	Fatal Incidents	0	0	--	0	0	--
	Alcohol Related	0	0	--	0	0	--

Persons Killed	May to June			Year to Date - June		
	2023	2024	% Change	2023	2024	% Change
Motor Vehicle Collision	1	0	-100.0%	2	3	50.0%
Off-Road Vehicle	0	0	--	1	0	-100.0%
Motorized Snow Vehicle	0	0	--	0	0	--

Data Utilized

- SQL online application reporting system – OPP CRS 2.3.09
- Collision Reporting System Business Intelligence Cube

MVCs NORTHUMBERLAND COUNTY
MONTH OF: May 2024

LOCATION OF MVC	FATAL MVCs	P.D. MVCs	P.I. MVCs	TOTAL MVCs	NO. FATAL INJURIES	NO. PERSONS INJURED	2024 TOTAL MVCs YEAR TO DATE
MUNICIPALITY OF BRIGHTON	0	9	3	12	0	3	52
MUNICIPALITY OF TRENT HILLS	0	11	2	13	0	2	80
TOWNSHIP OF CRAMAHE	0	7	0	7	0	0	27
ALNWICK/HALDIMAND TWP	0	6	3	9	0	4	44
ALDERVILLE FN	0	3	1	4	0	1	7
HAMILTON TWP	0	6	1	7	0	2	38
MUNICIPALITY OF PORT HOPE	0	6	0	6	0	0	22
HIGHWAY 401	0	21	2	23	0	2	72
MONTH TOTALS	0	69	12	81	0	14	

MVCs NORTHUMBERLAND COUNTY
MONTH OF: June 2024

LOCATION OF MVC	FATAL MVCs	P.D. MVCs	P.I. MVCs	TOTAL MVCs	NO. FATAL INJURIES	NO. PERSONS INJURED	2024 TOTAL MVCs YEAR TO DATE
MUNICIPALITY OF BRIGHTON	0	11	2	13	0	2	65
MUNICIPALITY OF TRENT HILLS	0	4	4	8	0	5	88
TOWNSHIP OF CRAMAHE	0	4	1	5	0	1	32
ALNWICK/HALDIMAND TWP	0	5	4	9	0	4	53
ALDERVILLE FN	0	2	0	2	0	0	9
HAMILTON TWP	0	9	0	9	0	0	47
MUNICIPALITY OF PORT HOPE	0	8	2	10	0	2	32
HIGHWAY 401	0	15	4	19	0	4	91
MONTH TOTALS	0	58	17	75	0	18	

Matters of Interest – Northumberland OPP Police Services Board

May - June 2024

ALNWICK/HALDIMAND:

June

On June 7, 2024, at approximately 9:30 p.m., OPP responded to a report of a single motor vehicle collision on County Road 45 in Alnwick-Haldimand Township. The Fire Department and Emergency Medical Services (EMS) also attended the scene. Officers arrived and observed a vehicle in the ditch. The driver was still in the vehicle and advised that they were not injured. Following speaking with the driver, police arrested the individual for impaired operation.

A 47-year-old Kingston resident has been charged with:

- Operation while impaired – alcohol and drugs
- Operation while impaired – blood alcohol concentration (80 plus)

BRIGHTON:

May

On November 13, 2023, shortly before 3:50 p.m., members of the OPP, Fire Department and Emergency Medical Services (EMS) responded to the scene of a collision involving a motorcycle and a tractor trailer on County Road 30 in the Municipality of Brighton.

As a result of the collision, the motorcyclist, a 38-year-old male from The Municipality of Trent Hills was pronounced deceased.

As a result of the investigation, in May, 2024, a 59-year-old male, from Otonabee has been charged with:

- Left turn – fail to afford reasonable opportunity to avoid collision.

June

On June 16, 2024, shortly after 3:30 p.m., members of the OPP, Fire Department and Emergency Medical Services (EMS) responded to a report of a serious single vehicle collision involving a motorcyclist. The motorcycle left the roadway, struck the central barrier and ejected the rider.

A 35-year-old male from St. Catharines, was transported by ORNGE Air to a trauma centre in Toronto for treatment and injuries are described as serious.

Highway 401 was closed westbound from County Road 30 as Technical Collision Investigation (TCI) members conducted their investigation. The highway re-opened at approximately 11:00 p.m.

CRAMAHE:

May

On May 5, 2024, at approximately 7:30 a.m., Northumberland OPP, Peterborough Fire Services, and Northumberland Emergency Medical Services (EMS), responded to a residential fire in the Township of Cramahe. As a result, an 85-year-old male from Cramahe was located deceased in the residence. The fire is believed to be non-suspicious.

The Northumberland OPP Crime Unit in conjunction with OPP Forensic Identification Services (IDENT), the Office of the Fire Marshall (OFM) and the Office of the Chief Coroner for Ontario are continuing to investigate the incident.

HAMILTON:

May

Members of the Northumberland Detachment of the Ontario Provincial Police sought the public's assistance regarding a number of break and enter investigations in and around the area of Bewdley, Hamilton Township.

The first complainant reported their business premises on Highway 28 was broken into at approximately 6:00 a.m. on May 20, 2024. The suspect was wearing a dark hoodie and grey sweatpants. A crowbar was used by the individual and a red passenger vehicle is associated to the incident.

On May 21, 2024, at around 12:50 a.m. to 1:30 a.m., a number of other business premises in and around Bewdley were broken into. A crowbar was also used during this timeframe. A two-door passenger vehicle is associated to these incidents.

The OPP are looking to identify a person involved in these crimes. Police are releasing images of an individual and associated vehicles.

June

On June 22, 2024, at approximately 12:20 a.m., Hamilton Township Fire Department, Emergency Medical Services and OPP responded to a report of a residential fire on Leach Road in Hamilton Township.

The structure sustained substantial damage and police can confirm that nobody was injured as a result. The Ontario Fire Marshall (OFM) is continuing with their investigation.

PORT HOPE:

May

On May 10, 2024, at approximately 3:50 p.m., police were conducting speed enforcement on Highway 401 eastbound in the Municipality of Port Hope, when a vehicle was stopped for speeding. A breath sample into an ASD was demanded. As a result, the driver was arrested for impaired operation and transported to a detachment where further tests were conducted.

A 39-year-old Port Hope resident has been charged with:

- Operation while impaired - blood alcohol concentration (80 plus)
- Speeding – 1-49 km/h over posted limit.

TRENT HILLS:

May

On May 16, 2024, at approximately 2:20 p.m., officers received a report of multiple thefts of scrap metal at a business on Trent Drive in Campbellford. The complainant advised that an individual had been on their property several times in just over a week while the business was closed.

The OPP began an investigation and as a result, arrested and charged a 40-year-old Warkworth resident individual on May 26, 2024, with the following offences:

- Theft under \$5,000

June

On June 10, 2024, at approximately 8:30 p.m., police responded to a report of an assault at the Warkworth Institution located in Trent Hills involving a number of individuals.

As a result of the incident, ORNGE Air transported one person to a local hospital and another individual to a Toronto Hospital. Injuries to both persons are described as serious.

OPP Forensic Identification Services (IDENT) attended to assist and the Northumberland Crime Unit are continuing with the investigation.

OPP eTicket Dashboard

Overview

Region:

All

Duty Location:

Multiple selections

Reported Time:

5/1/2024

6/30/2024

1182 1187 965 5 217 663


Occurrences Total Charges* Offence Notices Part I Summons Part III Summons Warnings

*Charge counts represent the total number of Offence Notices, Part I Summons and Part III Summons issued. Warnings are not included.


Duty - Municipality	Occurrences	Total Charges	Offence Notices	Part I Summons	Part III Summons	Warnings
1F00 - ALNWICK-HALDIMAND TWP	114	115	92	0	23	60
1F00 - BRIGHTON	61	65	64	0	0	21
1F00 - COBOURG	47	39	31	3	5	28
1F00 - CRAMAHE TWP	31	33	27	0	6	6
1F00 - HAMILTON TWP	237	247	210	0	37	124
1F00 - PORT HOPE	281	334	250	0	83	114
Total	1182	1187	965	5	217	663

Reporting Officer	Occurrences	Total Charges	Offence Notices	Part I Summons	Part III Summons	Warnings
#851728 MARK COLLINS	58	51	46	0	5	32
#7792 Jeff LAPORTE	31	28	28	0	0	25
#16972 DANIEL SHORTT	21	13	12	0	0	13
#16954 BRANDON KALKA	29	23	22	0	0	15
#16952 CAROLYN HAZELL	25	20	15	0	5	16
#16884 ANTHONY PACHECO	35	45	33	0	12	17
Total	1182	1187	965	5	217	663

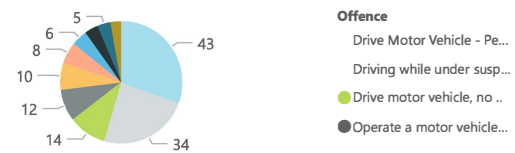
Top 10 Offences by Number of Offence Notices Issued



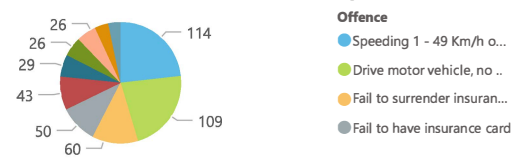
Top 10 Offences by Number of Part I Summons Issued



Top 10 Offences by Number of Part III Summons Issued



Top 10 Offences by Number of Warnings Issued





Northumberland OPP Auxiliary

May 2024

UNIT COMMANDER – Katrina Myers

LIAISON OFFICER – PC Dave Armstrong has been promoted to Sgt and will be transferring to Prince Edward County Detachment. An expression of interest has gone out to find a new Liaison officer.

Auxiliary Members	7 Members
Community Event	Saturday May 11th, 2024 - Food Drive - Hastings Valu Mart Wednesday May 15th - Students Against Drunk Driving Showcase - ENSS Tuesday May 21st - Emergency Service Showcase Day - Campbellford High School Friday May 24th - ENSS Prom Parade
Volunteer Hours	Administration: 1.25 Community Events: 12 Patrol: 31.5 Training: 42 Total: 86.75
Future Events	Saturday June 1st - Highway of Heros Bike Parade Thursday June 6th - 1700-1930 - Colborne PS - Fun Fair - Cruiser on display Saturday June 22nd - Jump Start Day - Campbellford Canadian Tire Sunday June 23rd - Grafton Canada Day Parade Monday July 1st - Hastings Canada Day - Leading Parade Saturday September 21st - Cram the Cruiser Food Drive - 7 Hills Food Bank



Northumberland OPP Auxiliary

June 2024

UNIT COMMANDER – Katrina Myers

LIAISON OFFICER – PC Mike Tracey

Auxiliary Members	7 Members
Community Event	Saturday June 1st - Highway of Heros Bike Parade Thursday June 6th - 1700-1930 - Colborne PS - Fun Fair - Cruiser on display Saturday June 22nd - Jump Start Day - Campbellford Canadian Tire Sunday June 23rd - Grafton Canada Day Parade
Volunteer Hours	Administration: 4.5 Community Events: 13.50 Patrol: 27.75 Training: 12.25 Total:
Future Events	Saturday August 17 th – Walk for the Wounded Saturday September 21st - Cram the Cruiser Food Drive - 7 Hills Food Bank