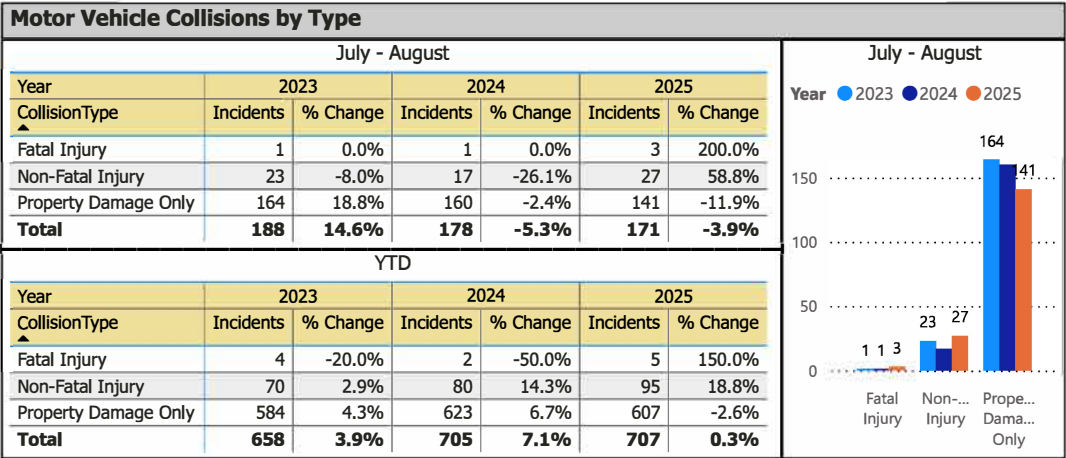




Northumberland OPP Detachment Board Report
Collision Reporting System July - August 2025





OPP Detachment Board Report
Collision Reporting System
July - August 2025

Fatalities in Detachment Area - Incidents

July - August

Type	Motor Vehicle			Motorized Snow Vehicle			Off-Road Vehicle		
Year	Alcohol/Drugs	Incidents	% Change	Alcohol/Drugs	Incidents	% Change	Alcohol/Drugs	Incidents	% Change
2023	0	0	-100.0%	0	0	--	0	1	--
2024	0	1	--	0	0	--	0	0	-100.0%
2025	0	3	200.0%	0	0	--	0	0	--

YTD

Type	Motor Vehicle			Motorized Snow Vehicle			Off-Road Vehicle		
Year	Alcohol/Drugs	Incidents	% Change	Alcohol/Drugs	Incidents	% Change	Alcohol/Drugs	Incidents	% Change
2023	0	2	-33.3%	0	0	-100.0%	1	2	100.0%
2024	0	2	0.0%	0	0	--	0	0	-100.0%
2025	0	5	150.0%	0	0	--	0	0	--

Fatalities in Detachment Area - Persons Killed

July - August

Type	Motor Vehicle		Motorized Snow Vehicle		Off-Road Vehicle	
Year	Persons Killed	% Change	Persons Killed	% Change	Persons Killed	% Change
2023	0	-100.0%	0	--	1	--
2024	1	--	0	--	0	-100.0%
2025	3	200.0%	0	--	0	--

YTD

Type	Motor Vehicle		Motorized Snow Vehicle		Off-Road Vehicle	
Year	Persons Killed	% Change	Persons Killed	% Change	Persons Killed	% Change
2023	2	-33.3%	0	-100.0%	2	0.0%
2024	4	100.0%	0	--	0	-100.0%
2025	5	25.0%	0	--	0	--

Primary Causal Factors in Fatal Motor Vehicle Collisions

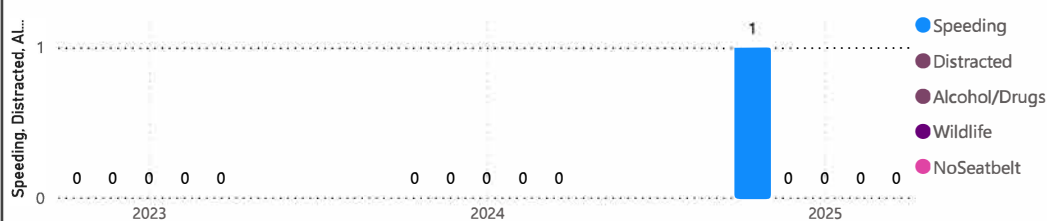
July - August

	2023	2024	2025
Speeding	0	0	1
Speeding % Change	--	--	--
Distracted	0	0	0
Distracted % Change	--	--	--
Alcohol/Drugs	0	0	0
Alcohol/Drugs % Change	--	--	--
Wildlife	0	0	0
Wildlife % Change	--	--	--
NoSeatbelt	0	0	0
NoSeatbelt YoY%	--	--	--

YTD

	2023	2024	2025
Speeding	0	0	2
Speeding % Change	-100.0%	--	--
Distracted	1	0	0
Distracted % Change	0.0%	-100.0%	--
Alcohol/Drugs	1	0	0
Alcohol/Drugs % Change	-50.0%	-100.0%	--
Wildlife	0	0	0
Wildlife % Change	--	--	--
NoSeatbeltYTD	0	0	0
NoSeatbeltYTD YoY%	--	--	--

July - August



Data source (Collision Reporting System) date:



OPP Detachment Board Report Records Management System July - August 2025

Criminal Code and Provincial Statute Charges Laid

July - August

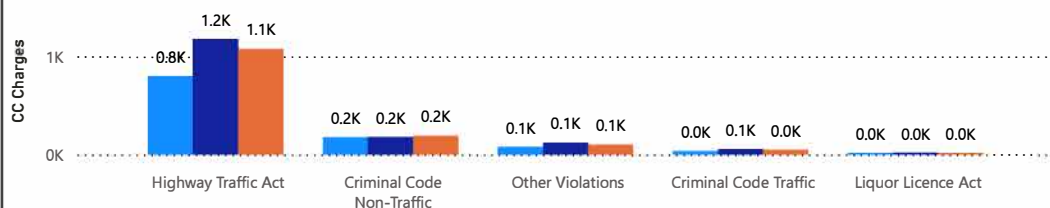
Year	2023		2024		2025	
ChargeCategory1	Offence Count	% Change	Offence Count	% Change	Offence Count	% Change
Criminal Code Non-Traffic	176	-9.7%	180	2.3%	191	6.1%
Criminal Code Traffic	35	0.0%	55	57.1%	48	-12.7%
Highway Traffic Act	800	-16.0%	1,179	47.4%	1,080	-8.4%
Liquor Licence Act	12	500.0%	17	41.7%	16	-5.9%
Other Violations	76	-26.2%	120	57.9%	100	-16.7%
Total	1,099	-14.6%	1,551	41.1%	1,435	-7.5%

YTD

Year	2023		2024		2025	
ChargeCategory1	Offence Count	% Change	Offence Count	% Change	Offence Count	% Change
Criminal Code Non-Traffic	562	-18.9%	685	21.9%	786	14.7%
Criminal Code Traffic	133	-2.9%	163	22.6%	182	11.7%
Highway Traffic Act	4,179	42.7%	4,416	5.7%	3,767	-14.7%
Liquor Licence Act	23	-8.0%	59	156.5%	39	-33.9%
Other Violations	470	71.7%	414	-11.4%	385	-7.0%
Total	5,317	28.8%	5,737	7.9%	5,159	-10.1%

July - August

Year ● 2023 ● 2024 ● 2025



Traffic Related Charges

July - August

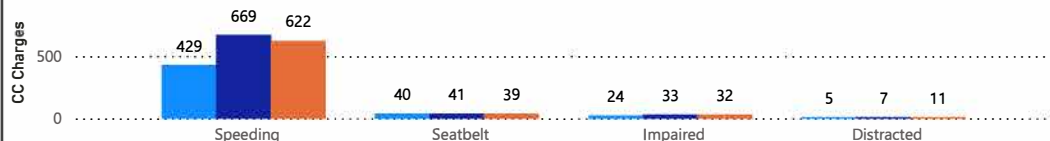
Year	2023		2024		2025	
ChargeCategory2	Offence Count	% Change	Offence Count	% Change	Offence Count	% Change
Speeding	429	-20.7%	669	55.9%	622	-7.0%
Seatbelt	40	8.1%	41	2.5%	39	-4.9%
Impaired	24	4.3%	33	37.5%	32	-3.0%
Distracted	5	-37.5%	7	40.0%	11	57.1%

YTD

Year	2023		2024		2025	
ChargeCategory2	Offence Count	% Change	Offence Count	% Change	Offence Count	% Change
Speeding	2,409	39.1%	2,534	5.2%	2,162	-14.7%
Seatbelt	111	30.6%	134	20.7%	84	-37.3%
Impaired	86	-18.1%	114	32.6%	124	8.8%
Distracted	33	-15.4%	19	-42.4%	27	42.1%

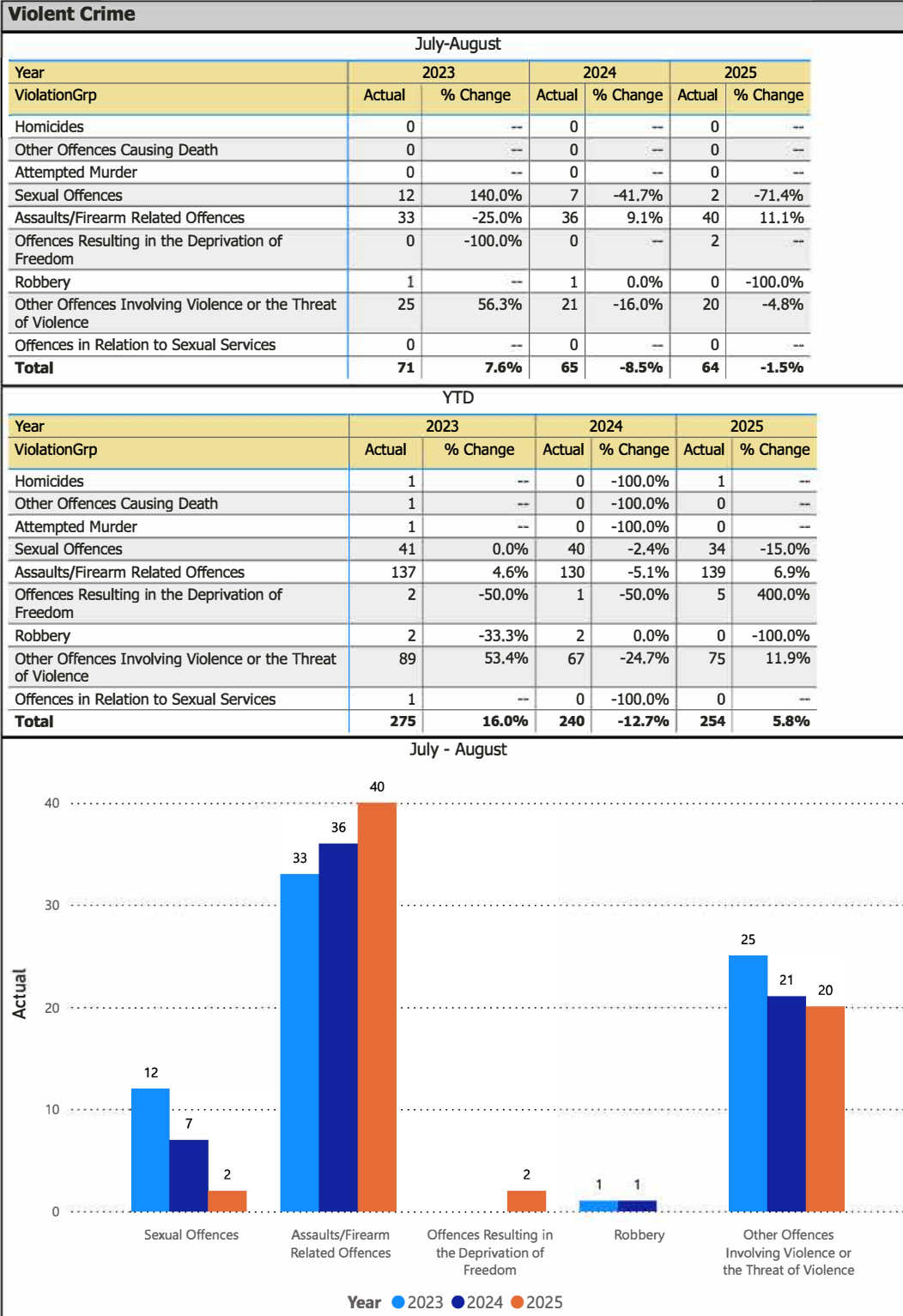
July - August

Year ● 2023 ● 2024 ● 2025





OPP Detachment Board Report Records Management System July - August 2025





OPP Detachment Board Report
Records Management System
July - August 2025

Property Crime

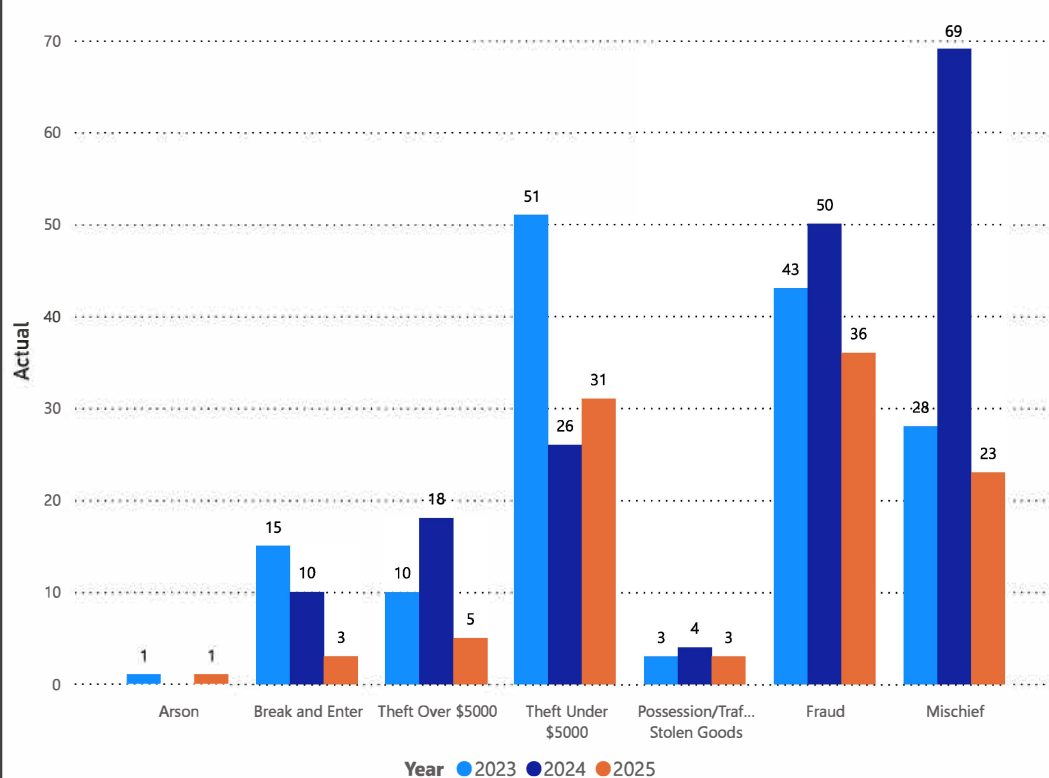
July - August

Year	2023		2024		2025	
ViolationGrp	Actual	% Change	Actual	% Change	Actual	% Change
Arson	1	--	0	-100.0%	1	--
Break and Enter	15	66.7%	10	-33.3%	3	-70.0%
Theft Over \$5000	10	-16.7%	18	80.0%	5	-72.2%
Theft Under \$5000	51	70.0%	26	-49.0%	31	19.2%
Possession/Trafficking Stolen Goods	3	-40.0%	4	33.3%	3	-25.0%
Fraud	43	19.4%	50	16.3%	36	-28.0%
Mischief	28	-20.0%	69	146.4%	23	-66.7%
Total	151	18.9%	177	17.2%	102	-42.4%

YTD

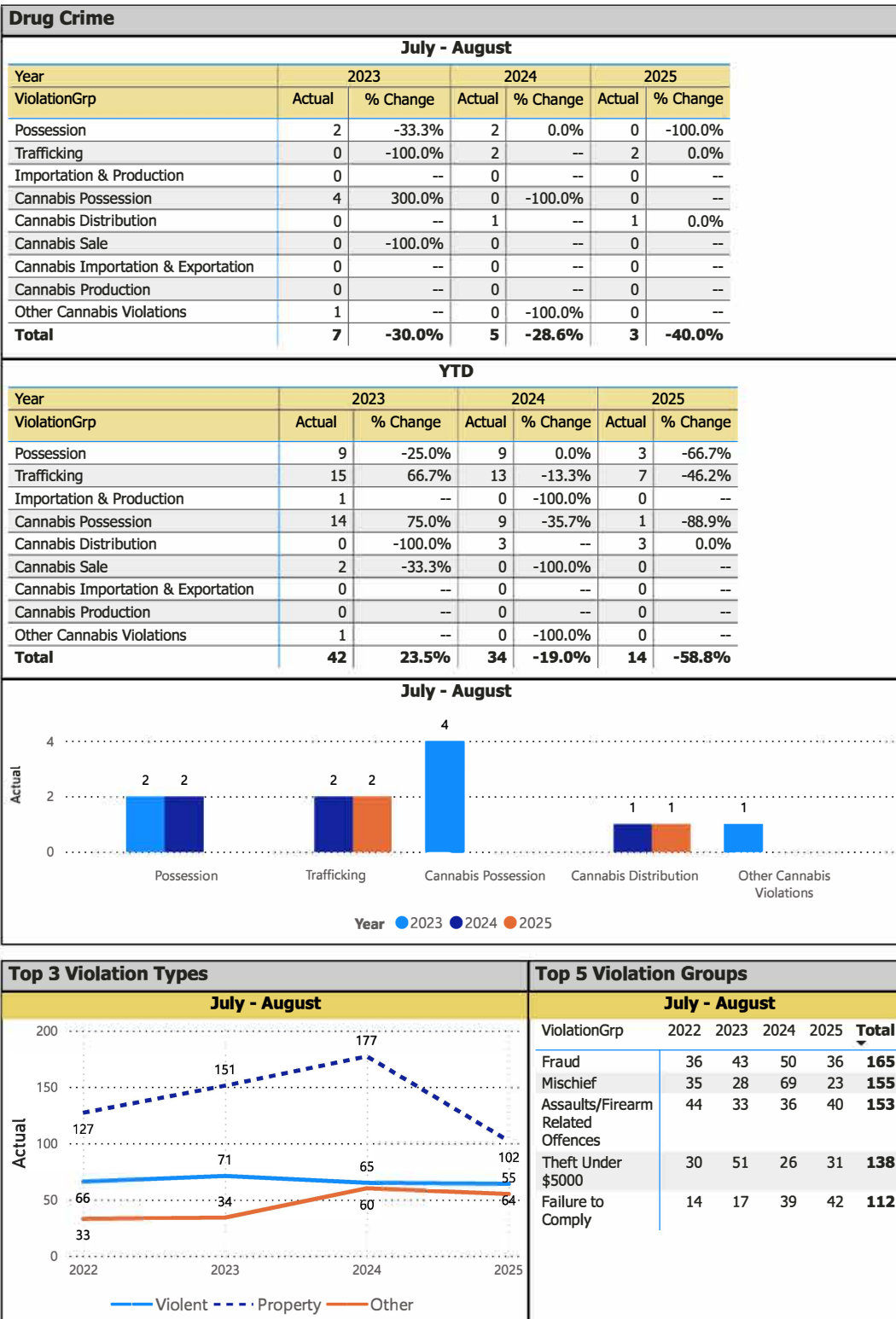
Year	2023		2024		2025	
ViolationGrp	Actual	% Change	Actual	% Change	Actual	% Change
Arson	2	0.0%	3	50.0%	2	-33.3%
Break and Enter	45	15.4%	39	-13.3%	30	-23.1%
Theft Over \$5000	38	5.6%	33	-13.2%	30	-9.1%
Theft Under \$5000	171	11.0%	117	-31.6%	101	-13.7%
Possession/Trafficking Stolen Goods	10	11.1%	6	-40.0%	8	33.3%
Fraud	174	26.1%	172	-1.1%	137	-20.3%
Mischief	101	9.8%	173	71.3%	130	-24.9%
Total	541	15.1%	543	0.4%	438	-19.3%

July - August





OPP Detachment Board Report
Records Management System
July - August 2025





OPP Detachment Board Report Records Management System July - August 2025

Other Crime Occurrences

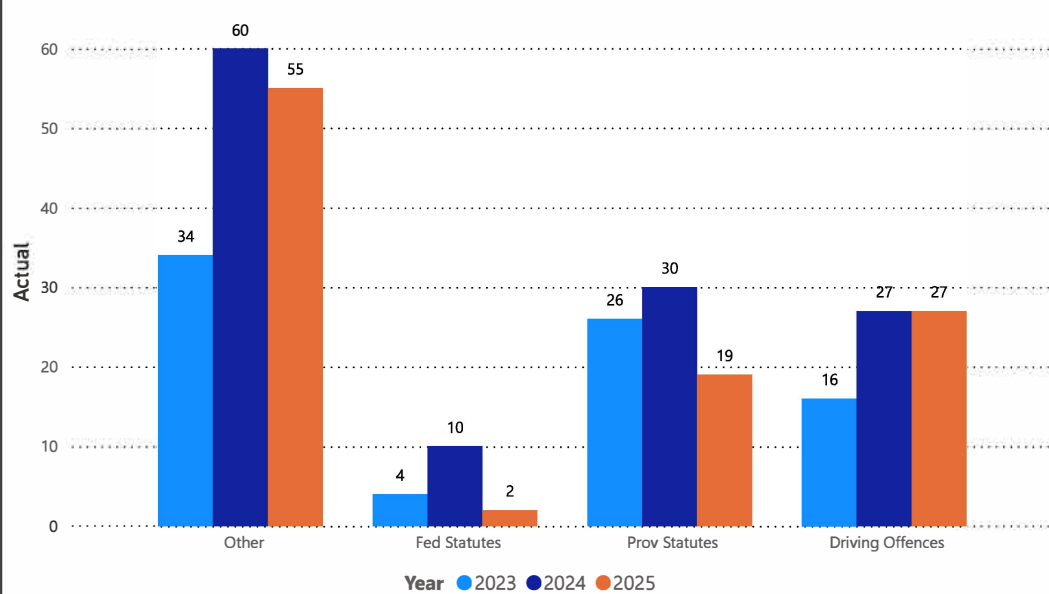
July - August

Year	2023		2024		2025	
Violation_rollup	Actual	% Change	Actual	% Change	Actual	% Change
Other	34	3.0%	60	76.5%	55	-8.3%
Fed Statutes	4	-50.0%	10	150.0%	2	-80.0%
Prov Statutes	26	62.5%	30	15.4%	19	-36.7%
Driving Offences	16	-23.8%	27	68.8%	27	0.0%
Total	80	2.6%	127	58.8%	103	-18.9%

YTD

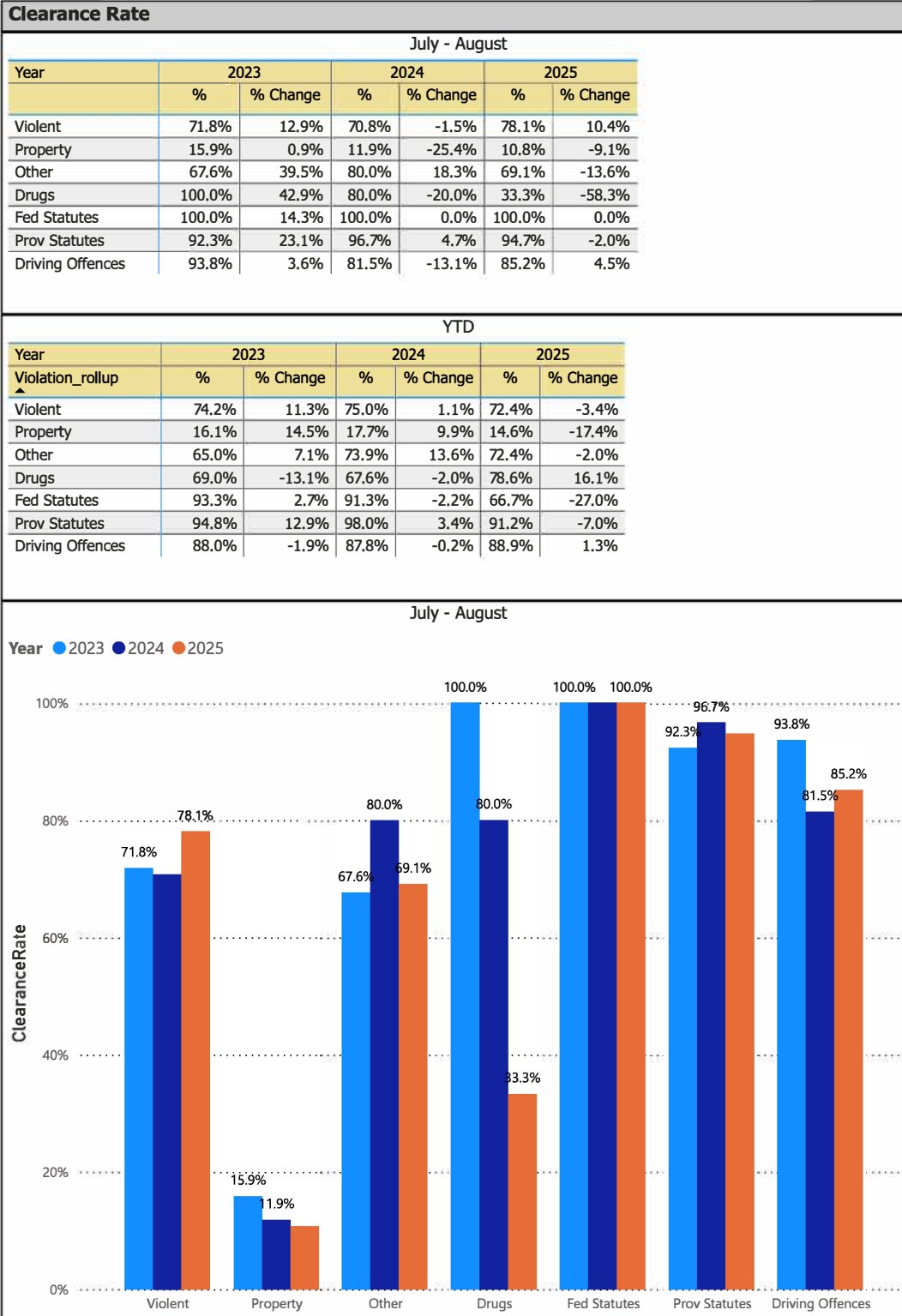
Year	2023		2024		2025	
Violation_rollup	Actual	% Change	Actual	% Change	Actual	% Change
Other	103	-23.7%	180	74.8%	210	16.7%
Fed Statutes	15	36.4%	23	53.3%	6	-73.9%
Prov Statutes	77	-4.9%	100	29.9%	68	-32.0%
Driving Offences	83	7.8%	90	8.4%	90	0.0%
Total	278	-8.6%	393	41.4%	374	-4.8%

July - August



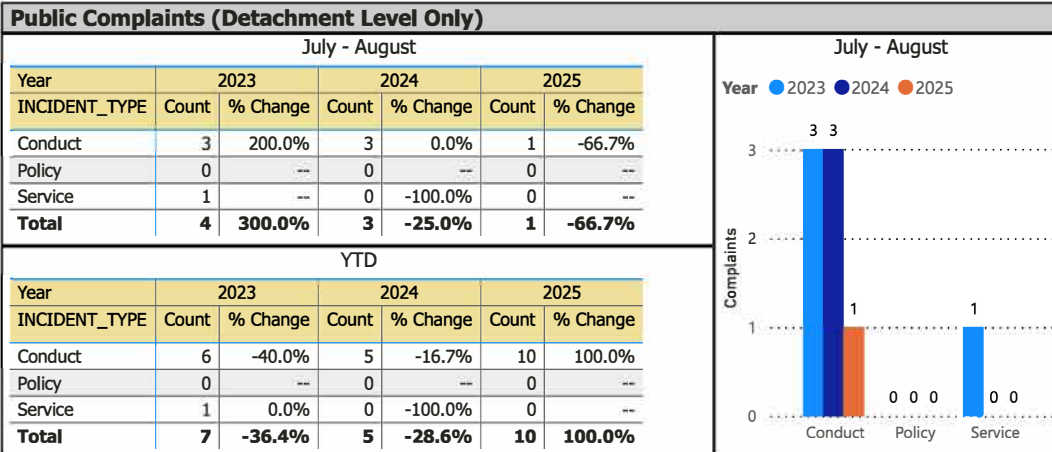


OPP Detachment Board Report Records Management System July - August 2025





OPP Detachment Board Report Records Management System July - August 2025



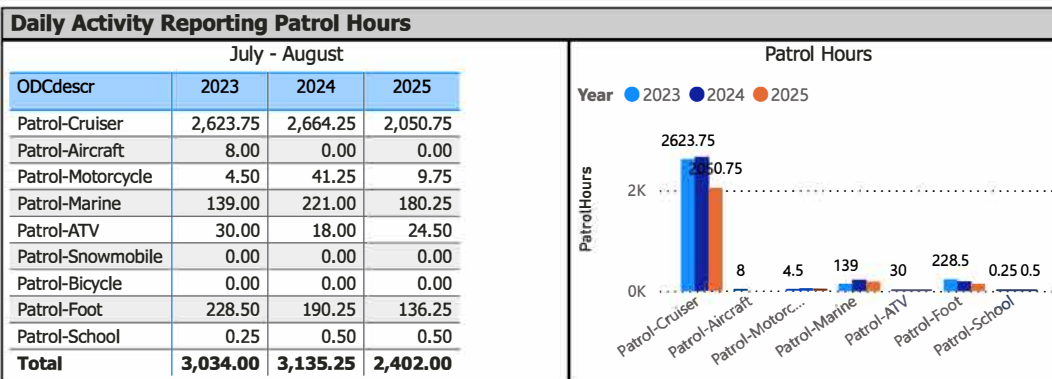
Data source: RMS Data Feed

Ontario Provincial Police, Professional Standards Bureau Commander Reports - File Manager System

Data source date:

02-Sep-2025

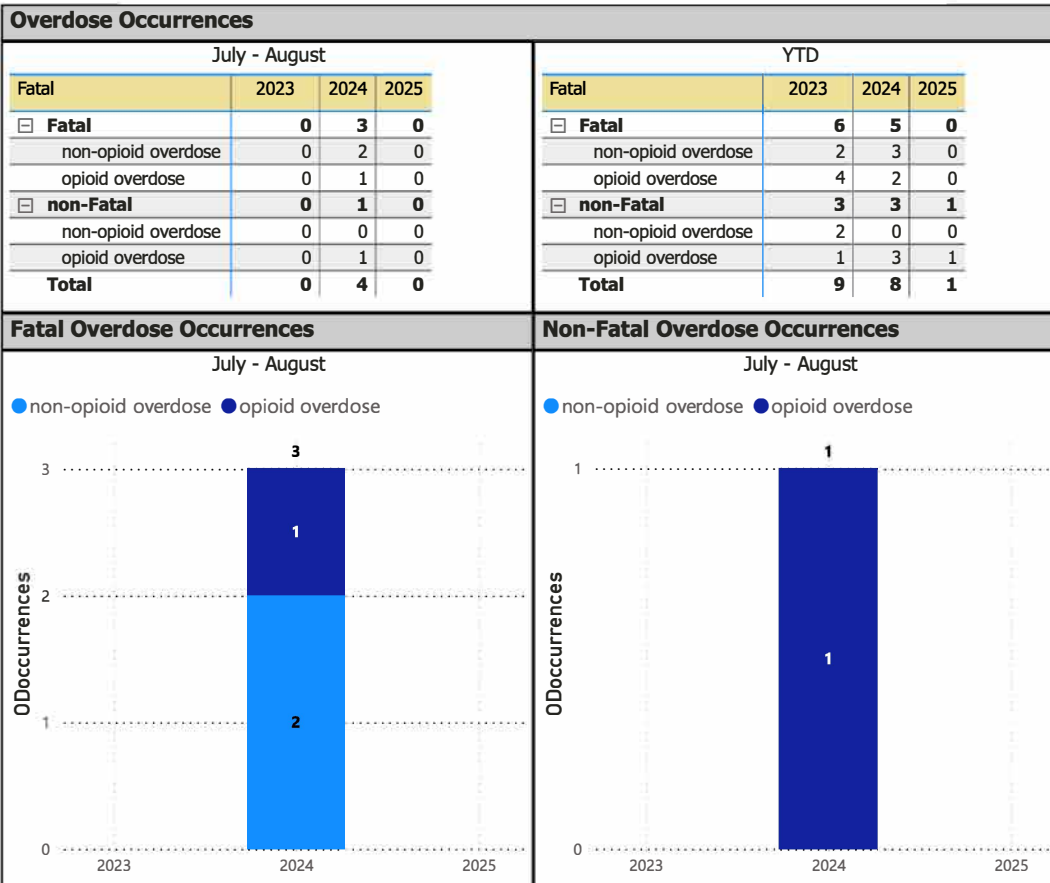
Daily Activity Reporting



Data source (Daily Activity Reporting System) date:



OPP Detachment Board Report
Records Management System
July - August 2025





OPP Detachment Board Report Records Management System July - August 2025

