

**Police Services Board Report for Northumberland County**  
**2024/Jul**

<b>Public Complaints</b>	
Policy	0
Service	0
Conduct	0

**Date information collected from Professional Standards Bureau Commander Reports:** 2024-09-05

**Data Source**

Ontario Provincial Police, Professional Standards Bureau Commander Reports

- Includes all public policy, service and conduct complaints submitted to the Office of the Independent Police Review Director (OIPRD)

<b>Secondary Employment</b>
-----------------------------

<b>Daily Activity Reporting Patrol Hours</b>	
<b>Total Hours</b>	<b>2024/Jul</b>
Number of Cruiser Patrol Hours	1,234.00
Number of Motorcycle Patrol Hours	27.50
Number of Marine Patrol Hours	144.00
Number of ATV Patrol Hours	6.00
Number of Snowmobile Patrol Hours	0.00
Number of Bicycle Patrol Hours	0.00
Number of Foot Patrol Hours	93.50
Number of School Patrol Hours	0.50

**Data source (Daily Activity Reporting System) date:** 2024/08/31

<b>Detachment Initiatives</b>	
Crime and Traffic	Total Number of RIDE Programs July - Northumberland County - 153
Campaigns/Initiatives:	Total Number of Impaired Charges July - Northumberland County - 6

**Police Services Board Report for Township of Alnwick/Haldimand  
2024/Jul**

<b>Public Complaints</b>	
Policy	0
Service	0
Conduct	0

**Date information collected from Professional Standards Bureau Commander Reports:** 2024-09-05

**Data Source**

Ontario Provincial Police, Professional Standards Bureau Commander Reports

- Includes all public policy, service and conduct complaints submitted to the Office of the Independent Police Review Director (OIPRD)

<b>Secondary Employment</b>
-----------------------------

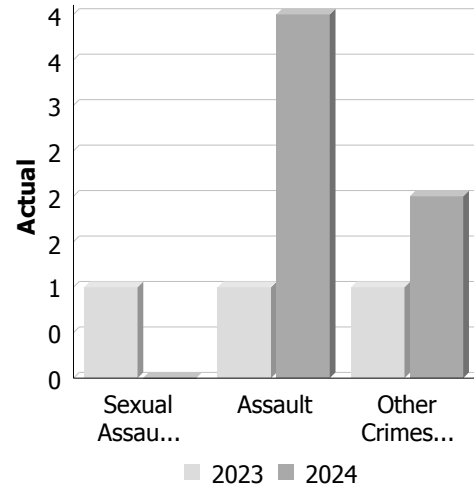
<b>Daily Activity Reporting Patrol Hours</b>	
<b>Total Hours</b>	<b>2024/Jul</b>
Number of Cruiser Patrol Hours	128.50
Number of Motorcycle Patrol Hours	4.75
Number of Marine Patrol Hours	0.00
Number of ATV Patrol Hours	6.00
Number of Snowmobile Patrol Hours	0.00
Number of Bicycle Patrol Hours	0.00
Number of Foot Patrol Hours	4.50
Number of School Patrol Hours	0.00

**Data source (Daily Activity Reporting System) date:** 2024/08/31

**Police Services Board Report for Township of Alnwick/Haldimand**  
**Records Management System**  
**July - 2024**

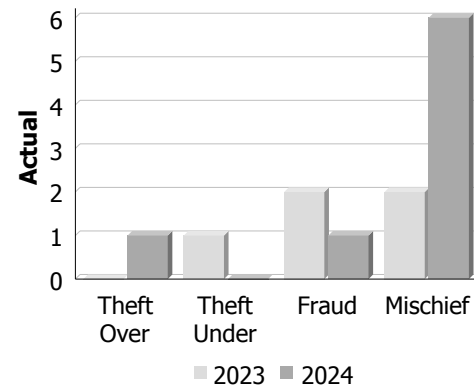
**Violent Crime**

Actual	July			Year to Date - July		
	2023	2024	% Change	2023	2024	% Change
Murder	0	0	--	0	0	--
Other Offences Causing Death	0	0	--	0	0	--
Attempted Murder	0	0	--	0	0	--
Sexual Assault	1	0	-100.0%	4	4	0.0%
Assault	1	4	300.0%	9	13	44.4%
Abduction	0	0	--	0	0	--
Robbery	0	0	--	0	0	--
Other Crimes Against a Person	1	2	100.0%	5	8	60.0%
<b>Total</b>	<b>3</b>	<b>6</b>	<b>100.0%</b>	<b>18</b>	<b>25</b>	<b>38.9%</b>



**Property Crime**

Actual	July			Year to Date - July		
	2023	2024	% Change	2023	2024	% Change
Arson	0	0	--	1	0	-100.0%
Break & Enter	0	0	--	4	2	-50.0%
Theft Over	0	1	--	4	3	-25.0%
Theft Under	1	0	-100.0%	12	4	-66.7%
Have Stolen Goods	0	0	--	0	1	--
Fraud	2	1	-50.0%	13	14	7.7%
Mischief	2	6	200.0%	6	10	66.7%
<b>Total</b>	<b>5</b>	<b>8</b>	<b>60.0%</b>	<b>40</b>	<b>34</b>	<b>-15.0%</b>



**Drug Crime**

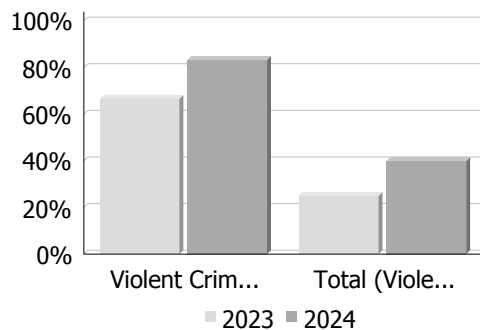
Actual	July			Year to Date - July		
	2023	2024	% Change	2023	2024	% Change
Possession	0	0	--	0	0	--
Trafficking	0	0	--	1	0	-100.0%
Importation and Production	0	0	--	0	0	--
<b>Total</b>	<b>0</b>	<b>0</b>	<b>--</b>	<b>1</b>	<b>0</b>	<b>-100.0%</b>



**Police Services Board Report for Township of Alnwick/Haldimand**  
**Records Management System**  
**July - 2024**

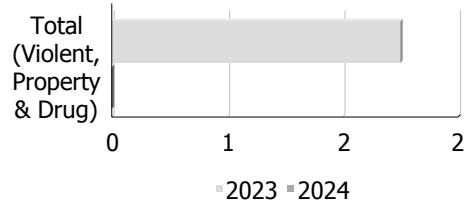
**Clearance Rate**

Clearance Rate	July			Year to Date - July		
	2023	2024	Difference	2023	2024	Difference
Violent Crime	66.7%	83.3%	16.7%	66.7%	88.0%	21.3%
Property Crime	0.0%	0.0%	0.0%	12.5%	8.8%	-3.7%
Drug Crime	--	--	--	0.0%	--	--
<b>Total (Violent, Property &amp; Drug)</b>	<b>25.0%</b>	<b>40.0%</b>	<b>15.0%</b>	<b>30.0%</b>	<b>45.2%</b>	<b>15.2%</b>



**Unfounded**

Unfounded	July			Year to Date - July		
	2023	2024	% Change	2023	2024	% Change
Total (Violent, Property & Drug)	2	0	-100.0%	6	5	-16.7%



Data contained within this report is dynamic in nature and numbers will change over time as the Ontario Provincial Police continue to investigate and solve crime.

**Data Utilized**

**Police Services Board Report for Municipality of Brighton**  
**2024/Jul**

<b>Public Complaints</b>	
Policy	0
Service	0
Conduct	0

**Date information collected from Professional Standards Bureau Commander Reports:** 2024-09-05

**Data Source**

Ontario Provincial Police, Professional Standards Bureau Commander Reports

- Includes all public policy, service and conduct complaints submitted to the Office of the Independent Police Review Director (OIPRD)

<b>Secondary Employment</b>

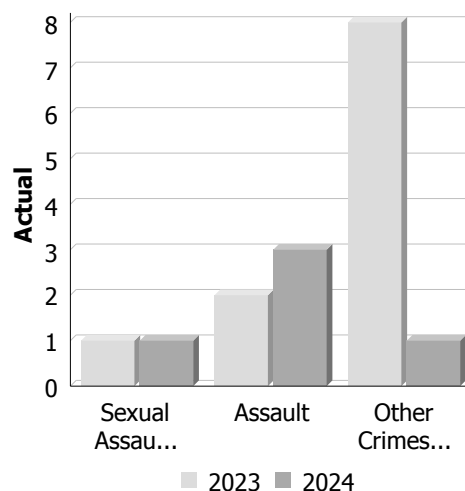
<b>Daily Activity Reporting Patrol Hours</b>	
<b>Total Hours</b>	<b>2024/Jul</b>
Number of Cruiser Patrol Hours	188.75
Number of Motorcycle Patrol Hours	4.00
Number of Marine Patrol Hours	0.00
Number of ATV Patrol Hours	0.00
Number of Snowmobile Patrol Hours	0.00
Number of Bicycle Patrol Hours	0.00
Number of Foot Patrol Hours	7.50
Number of School Patrol Hours	0.00

**Data source (Daily Activity Reporting System) date:** 2024/08/31

**Police Services Board Report for Municipality of Brighton**  
**Records Management System**  
**July - 2024**

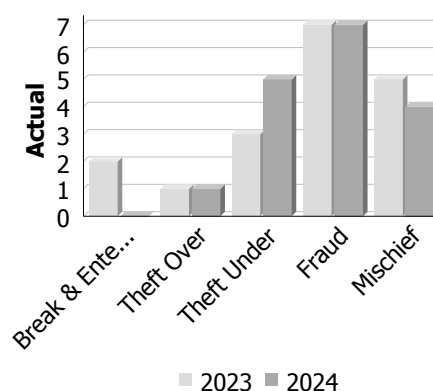
**Violent Crime**

Actual	July			Year to Date - July		
	2023	2024	% Change	2023	2024	% Change
Murder	0	0	--	0	0	--
Other Offences Causing Death	0	0	--	0	0	--
Attempted Murder	0	0	--	0	0	--
Sexual Assault	1	1	0.0%	7	7	0.0%
Assault	2	3	50.0%	19	26	36.8%
Abduction	0	0	--	1	0	-100.0%
Robbery	0	0	--	0	0	--
Other Crimes Against a Person	8	1	-87.5%	20	10	-50.0%
<b>Total</b>	<b>11</b>	<b>5</b>	<b>-54.5%</b>	<b>47</b>	<b>43</b>	<b>-8.5%</b>



**Property Crime**

Actual	July			Year to Date - July		
	2023	2024	% Change	2023	2024	% Change
Arson	0	0	--	0	0	--
Break & Enter	2	0	-100.0%	9	7	-22.2%
Theft Over	1	1	0.0%	5	3	-40.0%
Theft Under	3	5	66.7%	33	22	-33.3%
Have Stolen Goods	0	0	--	1	0	-100.0%
Fraud	7	7	0.0%	40	39	-2.5%
Mischief	5	4	-20.0%	25	18	-28.0%
<b>Total</b>	<b>18</b>	<b>17</b>	<b>-5.6%</b>	<b>113</b>	<b>89</b>	<b>-21.2%</b>



**Drug Crime**

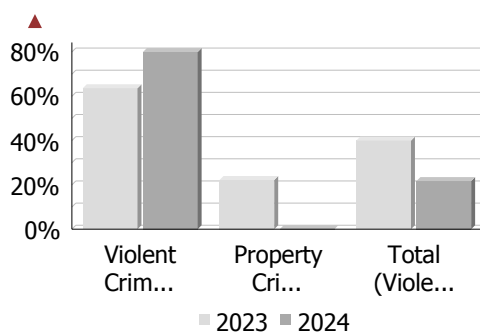
Actual	July			Year to Date - July		
	2023	2024	% Change	2023	2024	% Change
Possession	0	0	--	2	1	-50.0%
Trafficking	0	0	--	0	0	--
Importation and Production	0	0	--	0	0	--
<b>Total</b>	<b>0</b>	<b>0</b>	<b>--</b>	<b>2</b>	<b>1</b>	<b>-50.0%</b>



**Police Services Board Report for Municipality of Brighton**  
**Records Management System**  
**July - 2024**

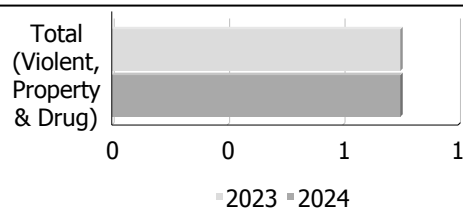
**Clearance Rate**

Clearance Rate	July			Year to Date - July		
	2023	2024	Difference	2023	2024	Difference
Violent Crime	63.6%	80.0%	16.4%	74.5%	72.1%	-2.4%
Property Crime	22.2%	0.0%	-22.2%	16.8%	14.6%	-2.2%
Drug Crime	--	--	--	50.0%	0.0%	-50.0%
<b>Total (Violent, Property &amp; Drug)</b>	<b>40.0%</b>	<b>21.7%</b>	<b>-18.3%</b>	<b>35.9%</b>	<b>36.0%</b>	<b>0.0%</b>



**Unfounded**

Unfounded	July			Year to Date - July		
	2023	2024	% Change	2023	2024	% Change
Total (Violent, Property & Drug)	1	1	0.0%	17	11	-35.3%



Data contained within this report is dynamic in nature and numbers will change over time as the Ontario Provincial Police continue to investigate and solve crime.

**Data Utilized**

**Police Services Board Report for Township of Cramahe**  
**2024/Jul**

<b>Public Complaints</b>	
Policy	0
Service	0
Conduct	0

**Date information collected from Professional Standards Bureau Commander Reports:** 2024-09-05

**Data Source**

Ontario Provincial Police, Professional Standards Bureau Commander Reports

- Includes all public policy, service and conduct complaints submitted to the Office of the Independent Police Review Director (OIPRD)

<b>Secondary Employment</b>
-----------------------------

<b>Daily Activity Reporting Patrol Hours</b>	
<b>Total Hours</b>	<b>2024/Jul</b>
Number of Cruiser Patrol Hours	134.25
Number of Motorcycle Patrol Hours	2.50
Number of Marine Patrol Hours	0.00
Number of ATV Patrol Hours	0.00
Number of Snowmobile Patrol Hours	0.00
Number of Bicycle Patrol Hours	0.00
Number of Foot Patrol Hours	13.00
Number of School Patrol Hours	0.00

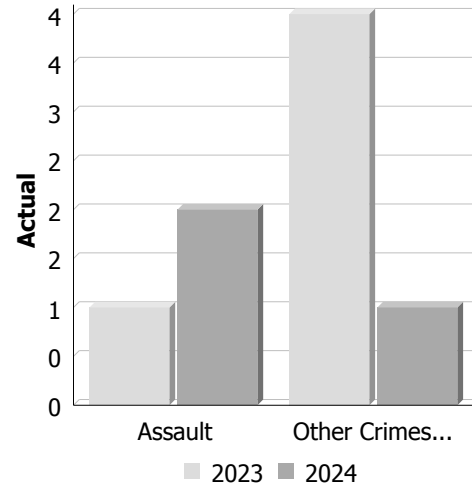
**Data source (Daily Activity Reporting System) date:** 2024/08/31



**Police Services Board Report for Township of Cramahe**  
**Records Management System**  
**July - 2024**

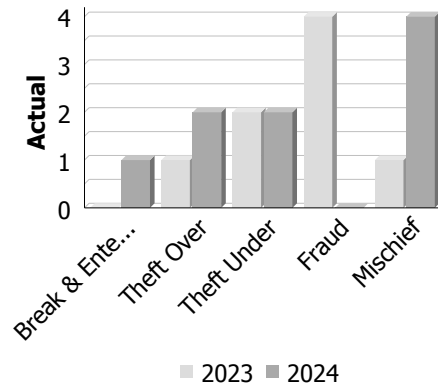
**Violent Crime**

Actual	July			Year to Date - July		
	2023	2024	% Change	2023	2024	% Change
Murder	0	0	--	0	0	--
Other Offences Causing Death	0	0	--	0	0	--
Attempted Murder	0	0	--	0	0	--
Sexual Assault	0	0	--	4	7	75.0%
Assault	1	2	100.0%	12	13	8.3%
Abduction	0	0	--	0	1	--
Robbery	0	0	--	0	0	--
Other Crimes Against a Person	4	1	-75.0%	16	8	-50.0%
<b>Total</b>	<b>5</b>	<b>3</b>	<b>-40.0%</b>	<b>32</b>	<b>29</b>	<b>-9.4%</b>



**Property Crime**

Actual	July			Year to Date - July		
	2023	2024	% Change	2023	2024	% Change
Arson	0	0	--	0	0	--
Break & Enter	0	1	--	2	3	50.0%
Theft Over	1	2	100.0%	2	4	100.0%
Theft Under	2	2	0.0%	14	19	35.7%
Have Stolen Goods	0	0	--	0	0	--
Fraud	4	0	-100.0%	20	10	-50.0%
Mischief	1	4	300.0%	4	11	175.0%
<b>Total</b>	<b>8</b>	<b>9</b>	<b>12.5%</b>	<b>42</b>	<b>47</b>	<b>11.9%</b>



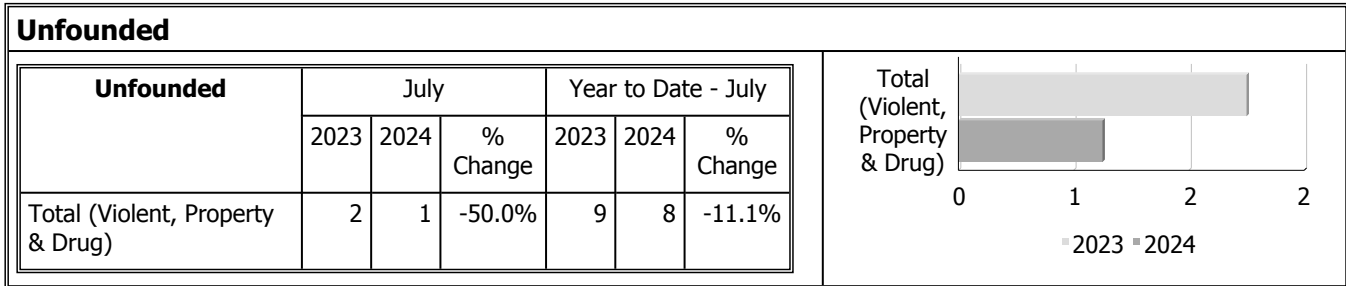
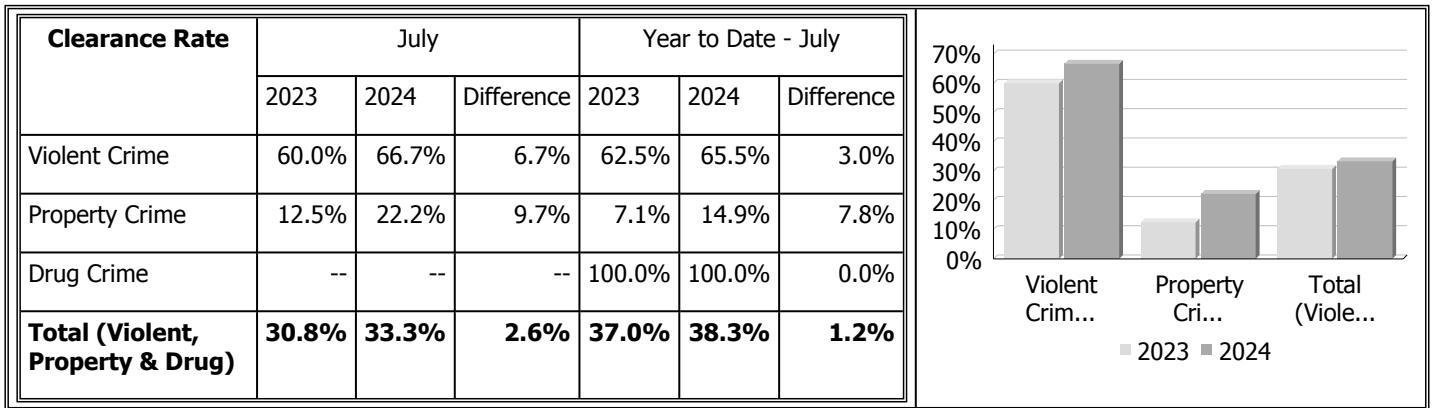
**Drug Crime**

Actual	July			Year to Date - July		
	2023	2024	% Change	2023	2024	% Change
Possession	0	0	--	1	0	-100.0%
Trafficking	0	0	--	0	2	--
Importation and Production	0	0	--	0	0	--
<b>Total</b>	<b>0</b>	<b>0</b>	<b>--</b>	<b>1</b>	<b>2</b>	<b>100.0%</b>



**Clearance Rate**

**Police Services Board Report for Township of Cramahe**  
**Records Management System**  
**July - 2024**



Data contained within this report is dynamic in nature and numbers will change over time as the Ontario Provincial Police continue to investigate and solve crime.

**Data Utilized**

**Police Services Board Report for Hamilton Township**  
**2024/Jul**

**Public Complaints**

Policy	0
Service	0
Conduct	0

**Date information collected from Professional Standards Bureau Commander Reports:** 2024-09-05

**Data Source**

Ontario Provincial Police, Professional Standards Bureau Commander Reports

- Includes all public policy, service and conduct complaints submitted to the Office of the Independent Police Review Director (OIPRD)

**Secondary Employment**

**Daily Activity Reporting Patrol Hours**

<b>Total Hours</b>	<b>2024/Jul</b>
Number of Cruiser Patrol Hours	181.50
Number of Motorcycle Patrol Hours	3.75
Number of Marine Patrol Hours	10.00
Number of ATV Patrol Hours	0.00
Number of Snowmobile Patrol Hours	0.00
Number of Bicycle Patrol Hours	0.00
Number of Foot Patrol Hours	6.25
Number of School Patrol Hours	0.50

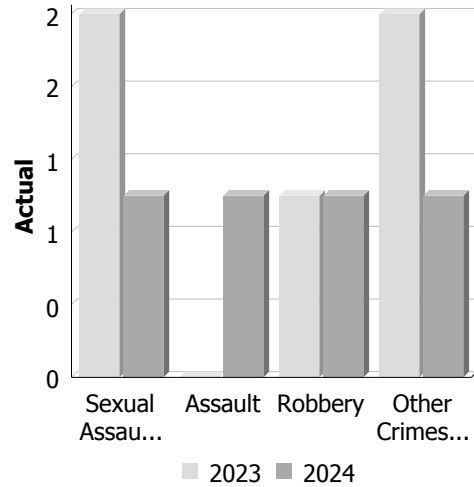
**Data source (Daily Activity Reporting System) date:** 2024/08/31

**Detachment Initiatives**

**Police Services Board Report for Hamilton Township**  
**Records Management System**  
**July - 2024**

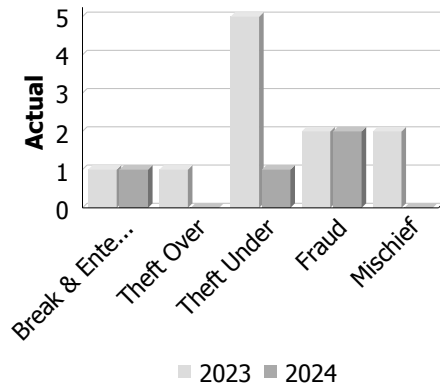
**Violent Crime**

Actual	July			Year to Date - July		
	2023	2024	% Change	2023	2024	% Change
Murder	0	0	--	0	0	--
Other Offences Causing Death	0	0	--	0	0	--
Attempted Murder	0	0	--	0	0	--
Sexual Assault	2	1	-50.0%	3	6	100.0%
Assault	0	1	--	7	12	71.4%
Abduction	0	0	--	0	0	--
Robbery	1	1	0.0%	1	1	0.0%
Other Crimes Against a Person	2	1	-50.0%	10	8	-20.0%
<b>Total</b>	<b>5</b>	<b>4</b>	<b>-20.0%</b>	<b>21</b>	<b>27</b>	<b>28.6%</b>



**Property Crime**

Actual	July			Year to Date - July		
	2023	2024	% Change	2023	2024	% Change
Arson	0	0	--	0	1	--
Break & Enter	1	1	0.0%	2	11	450.0%
Theft Over	1	0	-100.0%	9	4	-55.6%
Theft Under	5	1	-80.0%	11	10	-9.1%
Have Stolen Goods	0	0	--	0	0	--
Fraud	2	2	0.0%	29	18	-37.9%
Mischief	2	0	-100.0%	10	12	20.0%
<b>Total</b>	<b>11</b>	<b>4</b>	<b>-63.6%</b>	<b>61</b>	<b>56</b>	<b>-8.2%</b>



**Drug Crime**

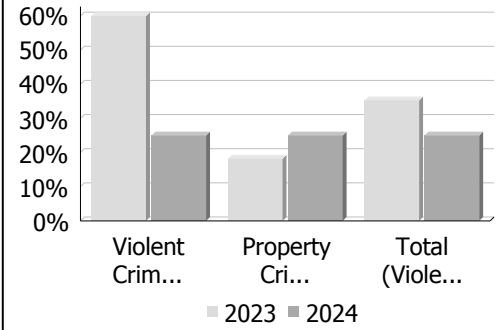
Actual	July			Year to Date - July		
	2023	2024	% Change	2023	2024	% Change
Possession	0	0	--	0	1	--
Trafficking	0	0	--	1	0	-100.0%
Importation and Production	0	0	--	0	0	--
<b>Total</b>	<b>0</b>	<b>0</b>	<b>--</b>	<b>1</b>	<b>1</b>	<b>0.0%</b>



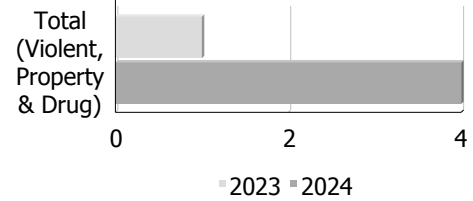
**Clearance Rate**

**Police Services Board Report for Hamilton Township**  
**Records Management System**  
**July - 2024**

Clearance Rate	July			Year to Date - July		
	2023	2024	Difference	2023	2024	Difference
Violent Crime	60.0%	25.0%	-35.0%	66.7%	74.1%	7.4%
Property Crime	18.2%	25.0%	6.8%	14.8%	14.3%	-0.5%
Drug Crime	--	--	--	100.0%	100.0%	0.0%
<b>Total (Violent, Property &amp; Drug)</b>	<b>35.3%</b>	<b>25.0%</b>	<b>-10.3%</b>	<b>33.0%</b>	<b>38.9%</b>	<b>5.9%</b>



Unfounded						
Unfounded	July			Year to Date - July		
	2023	2024	% Change	2023	2024	% Change
Total (Violent, Property & Drug)	1	4	300.0%	4	14	250.0%



Data contained within this report is dynamic in nature and numbers will change over time as the Ontario Provincial Police continue to investigate and solve crime.

**Data Utilized**

**Police Services Board Report for Municipality of Port Hope**  
**2024/Jul**

**Public Complaints**

Policy	0
Service	0
Conduct	0

**Date information collected from Professional Standards Bureau Commander Reports:** 2024-09-05

**Data Source**

Ontario Provincial Police, Professional Standards Bureau Commander Reports

- Includes all public policy, service and conduct complaints submitted to the Office of the Independent Police Review Director (OIPRD)

**Secondary Employment**

**Daily Activity Reporting Patrol Hours**

Total Hours	2024/Jul
Number of Cruiser Patrol Hours	89.50
Number of Motorcycle Patrol Hours	3.00
Number of Marine Patrol Hours	0.00
Number of ATV Patrol Hours	0.00
Number of Snowmobile Patrol Hours	0.00
Number of Bicycle Patrol Hours	0.00
Number of Foot Patrol Hours	0.00
Number of School Patrol Hours	0.00

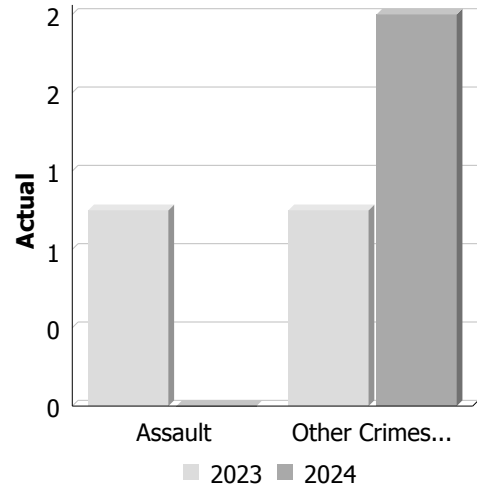
**Data source (Daily Activity Reporting System) date:** 2024/08/31

**Detachment Initiatives**

**Police Services Board Report for Municipality of Port Hope**  
**Records Management System**  
**July - 2024**

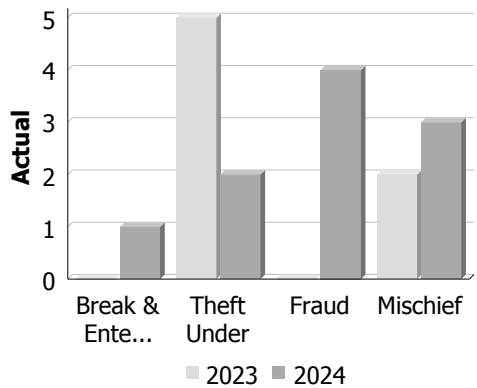
**Violent Crime**

Actual	July			Year to Date - July		
	2023	2024	% Change	2023	2024	% Change
Murder	0	0	--	0	0	--
Other Offences Causing Death	0	0	--	0	0	--
Attempted Murder	0	0	--	0	0	--
Sexual Assault	0	0	--	1	1	0.0%
Assault	1	0	-100.0%	2	2	0.0%
Abduction	0	0	--	0	0	--
Robbery	0	0	--	0	0	--
Other Crimes Against a Person	1	2	100.0%	2	8	300.0%
<b>Total</b>	<b>2</b>	<b>2</b>	<b>0.0%</b>	<b>5</b>	<b>11</b>	<b>120.0%</b>



**Property Crime**

Actual	July			Year to Date - July		
	2023	2024	% Change	2023	2024	% Change
Arson	0	0	--	0	0	--
Break & Enter	0	1	--	1	2	100.0%
Theft Over	0	0	--	2	2	0.0%
Theft Under	5	2	-60.0%	22	13	-40.9%
Have Stolen Goods	0	0	--	0	0	--
Fraud	0	4	--	5	9	80.0%
Mischief	2	3	50.0%	6	8	33.3%
<b>Total</b>	<b>7</b>	<b>10</b>	<b>42.9%</b>	<b>36</b>	<b>34</b>	<b>-5.6%</b>



**Drug Crime**

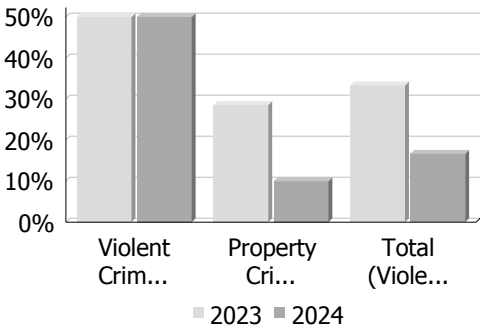
Actual	July			Year to Date - July		
	2023	2024	% Change	2023	2024	% Change
Possession	0	0	--	0	0	--
Trafficking	0	0	--	1	0	-100.0%
Importation and Production	0	0	--	0	0	--
<b>Total</b>	<b>0</b>	<b>0</b>	<b>--</b>	<b>1</b>	<b>0</b>	<b>-100.0%</b>



Police Services Board Report for Municipality of Port Hope  
Records Management System  
July - 2024

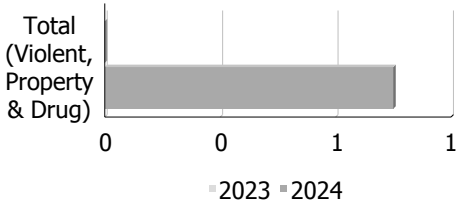
Clearance Rate

Clearance Rate	July			Year to Date - July		
	2023	2024	Difference	2023	2024	Difference
Violent Crime	50.0%	50.0%	0.0%	60.0%	72.7%	12.7%
Property Crime	28.6%	10.0%	-18.6%	11.1%	5.9%	-5.2%
Drug Crime	--	--	--	0.0%	--	--
<b>Total (Violent, Property &amp; Drug)</b>	<b>33.3%</b>	<b>16.7%</b>	<b>-16.7%</b>	<b>18.6%</b>	<b>28.6%</b>	<b>10.0%</b>



Unfounded

Unfounded	July			Year to Date - July		
	2023	2024	% Change	2023	2024	% Change
Total (Violent, Property & Drug)	0	1	--	6	7	16.7%



Data contained within this report is dynamic in nature and numbers will change over time as the Ontario Provincial Police continue to investigate and solve crime.

Data Utilized



**Police Services Board Report for Municipality of Trent Hills**  
**2024/Jul**

<b>Public Complaints</b>	
Policy	0
Service	0
Conduct	0

**Date information collected from Professional Standards Bureau Commander Reports:** 2024-09-05

**Data Source**

Ontario Provincial Police, Professional Standards Bureau Commander Reports

- Includes all public policy, service and conduct complaints submitted to the Office of the Independent Police Review Director (OIPRD)

<b>Secondary Employment</b>

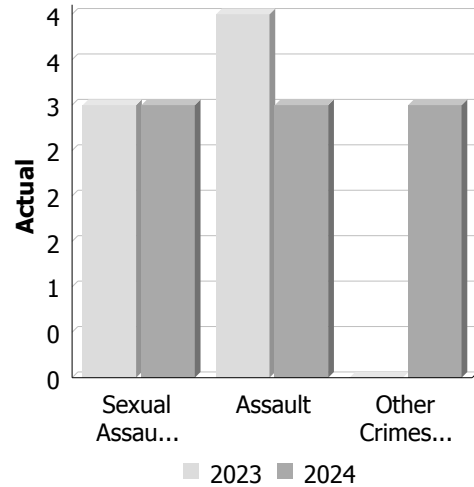
<b>Daily Activity Reporting Patrol Hours</b>	
<b>Total Hours</b>	<b>2024/Jul</b>
Number of Cruiser Patrol Hours	321.75
Number of Motorcycle Patrol Hours	0.75
Number of Marine Patrol Hours	0.00
Number of ATV Patrol Hours	0.00
Number of Snowmobile Patrol Hours	0.00
Number of Bicycle Patrol Hours	0.00
Number of Foot Patrol Hours	49.50
Number of School Patrol Hours	0.00

**Data source (Daily Activity Reporting System) date:** 2024/08/31

**Police Services Board Report for Municipality of Trent Hills**  
**Records Management System**  
**July - 2024**

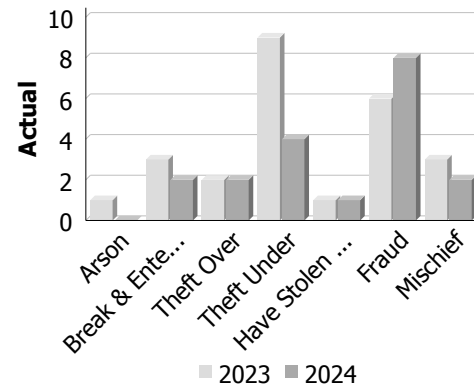
**Violent Crime**

Actual	July			Year to Date - July		
	2023	2024	% Change	2023	2024	% Change
Murder	0	0	--	0	0	--
Other Offences Causing Death	0	0	--	0	0	--
Attempted Murder	0	0	--	0	0	--
Sexual Assault	3	3	0.0%	15	9	-40.0%
Assault	4	3	-25.0%	32	25	-21.9%
Abduction	0	0	--	1	0	-100.0%
Robbery	0	0	--	0	1	--
Other Crimes Against a Person	0	3	--	17	20	17.6%
<b>Total</b>	<b>7</b>	<b>9</b>	<b>28.6%</b>	<b>65</b>	<b>55</b>	<b>-15.4%</b>



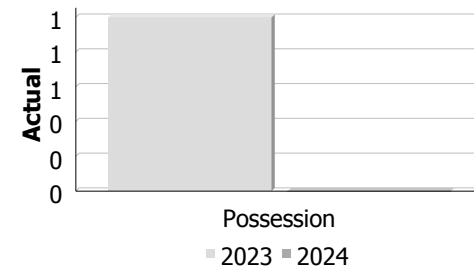
**Property Crime**

Actual	July			Year to Date - July		
	2023	2024	% Change	2023	2024	% Change
Arson	1	0	-100.0%	1	0	-100.0%
Break & Enter	3	2	-33.3%	17	8	-52.9%
Theft Over	2	2	0.0%	7	10	42.9%
Theft Under	9	4	-55.6%	46	32	-30.4%
Have Stolen Goods	1	1	0.0%	2	4	100.0%
Fraud	6	8	33.3%	43	38	-11.6%
Mischief	3	2	-33.3%	25	24	-4.0%
<b>Total</b>	<b>25</b>	<b>19</b>	<b>-24.0%</b>	<b>141</b>	<b>116</b>	<b>-17.7%</b>



**Drug Crime**

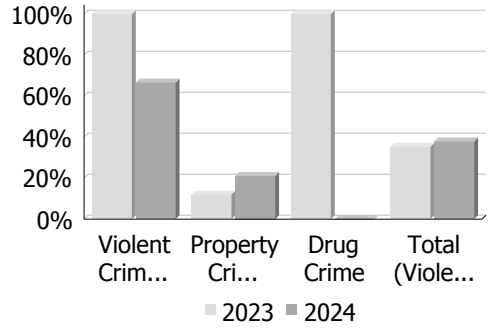
Actual	July			Year to Date - July		
	2023	2024	% Change	2023	2024	% Change
Possession	1	0	-100.0%	1	0	-100.0%
Trafficking	0	0	--	4	2	-50.0%
Importation and Production	0	0	--	0	0	--
<b>Total</b>	<b>1</b>	<b>0</b>	<b>-100.0%</b>	<b>5</b>	<b>2</b>	<b>-60.0%</b>



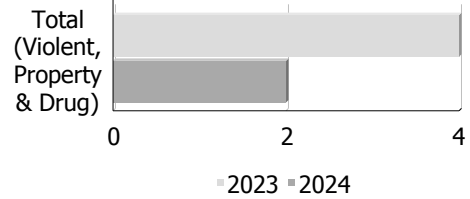
**Clearance Rate**

**Police Services Board Report for Municipality of Trent Hills**  
**Records Management System**  
**July - 2024**

Clearance Rate	July			Year to Date - July		
	2023	2024	Difference	2023	2024	Difference
Violent Crime	100.0%	66.7%	-33.3%	75.4%	61.8%	-13.6%
Property Crime	12.0%	21.0%	9.0%	17.7%	19.8%	2.1%
Drug Crime	100.0%	--	--	80.0%	50.0%	-30.0%
<b>Total (Violent, Property &amp; Drug)</b>	<b>35.3%</b>	<b>37.9%</b>	<b>2.6%</b>	<b>38.1%</b>	<b>36.8%</b>	<b>-1.3%</b>



Unfounded						
Unfounded	July			Year to Date - July		
	2023	2024	% Change	2023	2024	% Change
Total (Violent, Property & Drug)	4	2	-50.0%	27	20	-25.9%



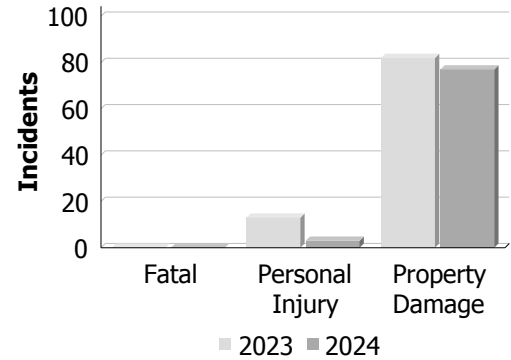
Data contained within this report is dynamic in nature and numbers will change over time as the Ontario Provincial Police continue to investigate and solve crime.

**Data Utilized**

**Police Services Board Report for Northumberland County**  
**Collision Reporting System**  
**July - 2024**

**Motor Vehicle Collisions by Type**

Incidents	July			Year to Date - July		
	2023	2024	% Change	2023	2024	% Change
Fatal	0	0	--	3	1	-66.7%
Personal Injury	13	3	-76.9%	62	66	6.5%
Property Damage	82	77	-6.1%	511	537	5.1%
<b>Total</b>	<b>95</b>	<b>80</b>	<b>-15.8%</b>	<b>576</b>	<b>604</b>	<b>4.9%</b>



**Fatalities in Detachment Area**

Incidents		July			Year to Date - July		
		2023	2024	% Change	2023	2024	% Change
Motor Vehicle Collision	Fatal Incidents	0	0	--	2	1	-50.0%
	Alcohol Related	0	0	--	0	0	--
Off-Road Vehicle	Fatal Incidents	0	0	--	1	0	-100.0%
	Alcohol Related	0	0	--	0	0	--
Motorized Snow Vehicle	Fatal Incidents	0	0	--	0	0	--
	Alcohol Related	0	0	--	0	0	--

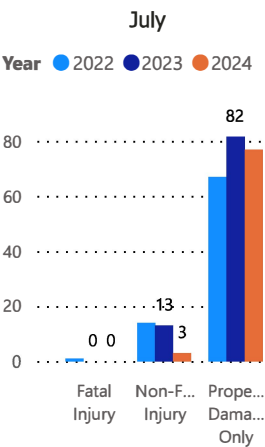
Persons Killed	July			Year to Date - July		
	2023	2024	% Change	2023	2024	% Change
Motor Vehicle Collision	0	0	--	2	3	50.0%
Off-Road Vehicle	0	0	--	1	0	-100.0%
Motorized Snow Vehicle	0	0	--	0	0	--

OPP Detachment Board Report  
Collision Reporting System  
July 2024

Motor Vehicle Collisions by Type

July						
Year	2022		2023		2024	
CollisionType	Incidents	% Change	Incidents	% Change	Incidents	% Change
Fatal Injury	1	--	0	-100.0%	0	--
Non-Fatal Injury	14	0.0%	13	-7.1%	3	-76.9%
Property Damage Only	67	9.8%	82	22.4%	77	-6.1%
Total	82	9.3%	95	15.9%	80	-15.8%

YTD						
Year	2022		2023		2024	
CollisionType	Incidents	% Change	Incidents	% Change	Incidents	% Change
Fatal Injury	5	25.0%	3	-40.0%	1	-66.7%
Non-Fatal Injury	57	-13.6%	60	5.3%	66	10.0%
Property Damage Only	489	50.0%	501	2.5%	537	7.2%
Total	551	39.1%	564	2.4%	604	7.1%



## **Matters of Interest – Northumberland OPP Police Services Board**

**July 2024**

### **ALNWICK/HALDIMAND:**

On July 9, 2024, at approximately 9:30 p.m., police responded to a report of a vehicle in the ditch in the vicinity of Rolling Banks Road and Robins Road in Alnwick-Haldimand Township.

Officers arrived and began an investigation into the cause of the collision and subsequently arrested the driver. The individual was transported to a local detachment for further testing. There were no injuries reported.

A 64-year-old, from Oshawa, has been charged with:

- Operation while impaired – alcohol and drugs
- Operation while impaired – blood alcohol concentration (80 plus)
- Have care or control of vehicle or boat with cannabis in open baggage

### **BRIGHTON:**

On April 12, 2024, Northumberland OPP received information about a sexual assault that had occurred at a residence in the Municipality of Brighton.

As a result of the investigation assisted by the Northumberland Crime Unit, police arrested a person on July 10, 2024. The individual will not be named to protect the identity of the victim.

A 29-year-old male, from Belleville, has been charged with:

- Sexual interference
- Sexual assault on a person under 16 years of age
- Fail to comply with probation order.

### **CRAMAHE:**

On July 1, 2024, shortly after 2:00 p.m., OPP responded to a traffic complaint regarding a vehicle travelling on County Road 25 in the Township of Cramahe. The vehicle was located and stopped by police. The driver was arrested for impaired operation and transported to a local detachment to undergo tests conducted by a Drug Recognition Evaluator (DRE).

A 33-year-old, from the Township of Cramahe, has been charged with:

- Operation while impaired – alcohol and drugs
- Possession of a Schedule I substance – Cocaine.

### **HAMILTON:**

On July 2, 2024, at approximately 6:40 a.m., OPP responded to a dispute at a residence in Hamilton Township. Police arrived at the location and the subject of the complaint was also a male that was sought in connection to an incident of mischief which occurred on May 19, 2024, in the Municipality of Port Hope.

A 33-year-old, of no fixed address was arrested and charged with:

- Mischief – destroys or damages property
- Fail to comply with probation order
- Unlawfully in a dwelling house
- Possession of a Schedule I substance – Cocaine
- Theft under \$5,000.

### **PORT HOPE:**

On July 8, 2024, shortly before 2:00 a.m., an officer was conducting speed enforcement on Highway 401 eastbound in the Municipality of Port Hope when a motor vehicle was observed travelling at 152 km/h in a posted 100 km/h limit. The vehicle briefly stopped for police before taking off and exiting the highway. An investigation commenced and on July 12, 2024, the OPP arrested an individual in relation to the incident.

A 28-year-old, from Milton, has been charged with:

- Drive motor vehicle – perform stunt – excessive speed
- Obstruct peace officer
- Flight from peace officer
- Dangerous Operation.

### **TRENT HILLS:**

On July 8, 2024, at approximately 3:00 a.m., police responded to a report of a Remotely Piloted Aerial System (RPAS) at the Warkworth Institution. Officers patrolled the area and stopped a vehicle nearby on County Road 29. Officers investigated, and the driver was arrested.

A 43-year-old, from Ottawa, has been charged with:

- Mischief – obstructs, interrupts or interferes with the lawful use, enjoyment or operation of property
- Conspiracy to commit summary conviction offence.

# OPP eTicket Dashboard

## Overview

Region:

All

Duty Location:

Multiple selections

Reported Time:

7/1/2024

7/31/2024

675	742	597	0	145	355
Occurrences	Total Charges*	Offence Notices	Part I Summons	Part III Summons	Warnings

\*Charge counts represent the total number of Offence Notices, Part I Summons and Part III Summons issued. Warnings are not included.

Duty - Municipality	Occurrences	Total Charges	Offence Notices	Part I Summons	Part III Summons	Warnings
1F00 - ALNWICK-HALDIMAND TWP	65	61	56	0	5	43
1F00 - BRIGHTON	27	31	27	0	4	15
1F00 - COBOURG	16	20	10	0	10	7
1F00 - CRAMAHE TWP	27	28	26	0	2	9
1F00 - HAMILTON TWP	172	205	159	0	46	75
1F00 - PORT HOPE	127	149	114	0	35	44
Total	675	742	597	0	145	355

Reporting Officer	Occurrences	Total Charges	Offence Notices	Part I Summons	Part III Summons	Warnings
#851728 MARK COLLINS	37	35	31	0	4	18
#7792 Jeff LAPORTE	6	6	6	0	0	2
#16972 DANIEL SHORTT	9	8	5	0	3	7
#16954 BRANDON KALKA	7	4	4	0	0	5
#16952 CAROLYN HAZELL	11	9	9	0	0	4
#16884 ANTHONY PACHECO	24	36	16	0	20	8
Total	675	742	597	0	145	355

