

**Police Services Board Report for Northumberland County**  
**2025/Feb**

<b>Public Complaints</b>	
Policy	0
Service	0
Conduct	0

**Date information collected from Professional Standards Bureau Commander Reports:** 2025-03-14

**Data Source**

Ontario Provincial Police, Professional Standards Bureau Commander Reports

- Includes all public policy, service and conduct complaints submitted to the Office of the Independent Police Review Director (OIPRD)

<b>Secondary Employment</b>
Number of Secondary Employment - 2

<b>Daily Activity Reporting Patrol Hours</b>	
<b>Total Hours</b>	<b>2025/Feb</b>
Number of Cruiser Patrol Hours	1,288.50
Number of Motorcycle Patrol Hours	0.00
Number of Marine Patrol Hours	0.00
Number of ATV Patrol Hours	0.00
Number of Snowmobile Patrol Hours	24.50
Number of Bicycle Patrol Hours	0.00
Number of Foot Patrol Hours	72.25
Number of School Patrol Hours	6.75

**Data source (Daily Activity Reporting System) date:** 2025/03/08

<b>Detachment Initiatives</b>	
Crime and Traffic Campaigns/Initiatives:	Number of RIDEs - February - 82 Number of Impaired Charges - February - 5
Public Education Campaigns:	Romance Scams

**Police Services Board Report for Township of Alnwick/Haldimand  
2025/Feb**

<b>Public Complaints</b>	
Policy	0
Service	0
Conduct	0

**Date information collected from Professional Standards Bureau Commander Reports:** 2025-03-14

**Data Source**

Ontario Provincial Police, Professional Standards Bureau Commander Reports

- Includes all public policy, service and conduct complaints submitted to the Office of the Independent Police Review Director (OIPRD)

<b>Secondary Employment</b>
Number of Secondary Employment - 2

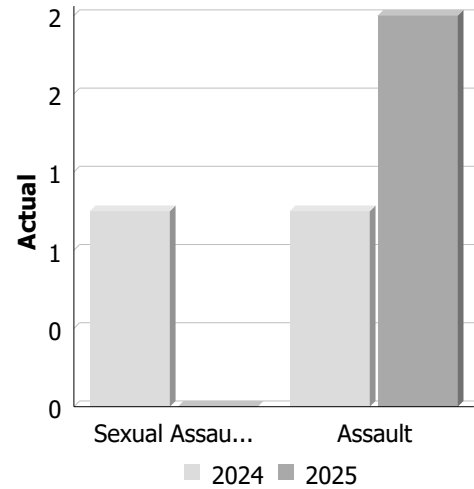
<b>Daily Activity Reporting Patrol Hours</b>	
<b>Total Hours</b>	<b>2025/Feb</b>
Number of Cruiser Patrol Hours	138.75
Number of Motorcycle Patrol Hours	0.00
Number of Marine Patrol Hours	0.00
Number of ATV Patrol Hours	0.00
Number of Snowmobile Patrol Hours	14.00
Number of Bicycle Patrol Hours	0.00
Number of Foot Patrol Hours	3.25
Number of School Patrol Hours	0.50

**Data source (Daily Activity Reporting System) date:** 2025/03/08

**Police Services Board Report for Township of Alnwick/Haldimand**  
**Records Management System**  
**February - 2025**

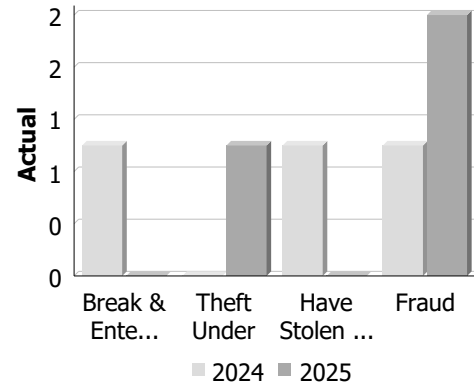
**Violent Crime**

Actual	February			Year to Date - February		
	2024	2025	% Change	2024	2025	% Change
Murder	0	0	--	0	0	--
Other Offences Causing Death	0	0	--	0	0	--
Attempted Murder	0	0	--	0	0	--
Sexual Assault	1	0	-100.0%	2	0	-100.0%
Assault	1	2	100.0%	2	4	100.0%
Abduction	0	0	--	0	0	--
Robbery	0	0	--	0	0	--
Other Crimes Against a Person	0	0	--	0	0	--
<b>Total</b>	<b>2</b>	<b>2</b>	<b>0.0%</b>	<b>4</b>	<b>4</b>	<b>0.0%</b>




**Property Crime**

Actual	February			Year to Date - February		
	2024	2025	% Change	2024	2025	% Change
Arson	0	0	--	0	0	--
Break & Enter	1	0	-100.0%	1	0	-100.0%
Theft Over	0	0	--	0	1	--
Theft Under	0	1	--	0	1	--
Have Stolen Goods	1	0	-100.0%	1	0	-100.0%
Fraud	1	2	100.0%	5	2	-60.0%
Mischief	0	0	--	1	2	100.0%
<b>Total</b>	<b>3</b>	<b>3</b>	<b>0.0%</b>	<b>8</b>	<b>6</b>	<b>-25.0%</b>



**Drug Crime**

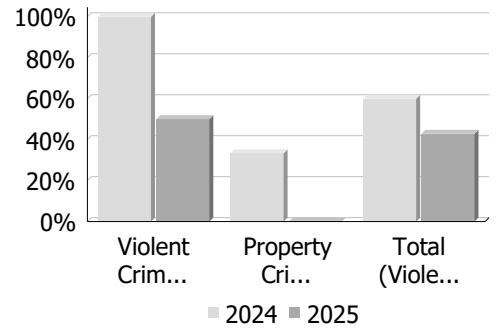
Actual	February			Year to Date - February		
	2024	2025	% Change	2024	2025	% Change
Possession	0	0	--	0	0	--
Trafficking	0	0	--	0	0	--
Importation and Production	0	0	--	0	0	--
<b>Total</b>	<b>0</b>	<b>0</b>	<b>--</b>	<b>0</b>	<b>0</b>	<b>--</b>



**Police Services Board Report for Township of Alnwick/Haldimand**  
**Records Management System**  
**February - 2025**

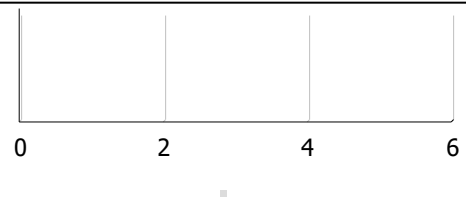
**Clearance Rate**

Clearance Rate	February			Year to Date - February		
	2024	2025	Difference	2024	2025	Difference
Violent Crime	100.0%	50.0%	-50.0%	100.0%	75.0%	-25.0%
Property Crime	33.3%	0.0%	-33.3%	25.0%	16.7%	-8.3%
Drug Crime	--	--	--	--	--	--
<b>Total (Violent, Property &amp; Drug)</b>	<b>60.0%</b>	<b>42.9%</b>	<b>-17.1%</b>	<b>50.0%</b>	<b>53.8%</b>	<b>3.8%</b>



**Unfounded**

Unfounded	February			Year to Date - February		
	2024	2025	% Change	2024	2025	% Change
Total (Violent, Property & Drug)	0	0	--	0	0	--



Data contained within this report is dynamic in nature and numbers will change over time as the Ontario Provincial Police continue to investigate and solve crime.

**Police Services Board Report for Municipality of Brighton**  
**2025/Feb**

<b>Public Complaints</b>	
Policy	0
Service	0
Conduct	0

**Date information collected from Professional Standards Bureau Commander Reports:** 2025-03-14

**Data Source**

Ontario Provincial Police, Professional Standards Bureau Commander Reports

- Includes all public policy, service and conduct complaints submitted to the Office of the Independent Police Review Director (OIPRD)

<b>Secondary Employment</b>
Number of Secondary Employment - 2

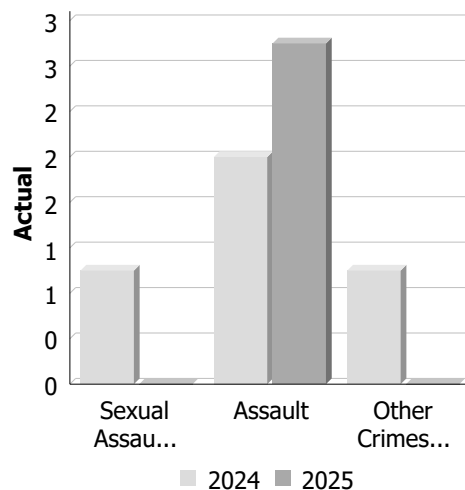
<b>Daily Activity Reporting Patrol Hours</b>	
<b>Total Hours</b>	<b>2025/Feb</b>
Number of Cruiser Patrol Hours	212.50
Number of Motorcycle Patrol Hours	0.00
Number of Marine Patrol Hours	0.00
Number of ATV Patrol Hours	0.00
Number of Snowmobile Patrol Hours	0.00
Number of Bicycle Patrol Hours	0.00
Number of Foot Patrol Hours	11.25
Number of School Patrol Hours	0.00

**Data source (Daily Activity Reporting System) date:** 2025/03/08

**Police Services Board Report for Municipality of Brighton**  
**Records Management System**  
**February - 2025**

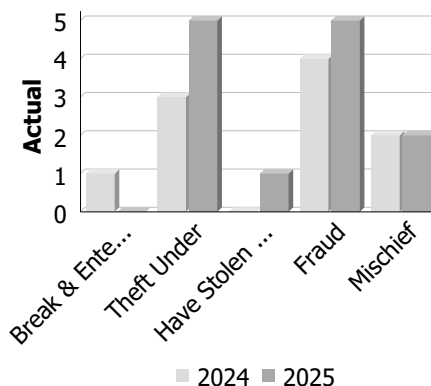
**Violent Crime**

Actual	February			Year to Date - February		
	2024	2025	% Change	2024	2025	% Change
Murder	0	0	--	0	0	--
Other Offences Causing Death	0	0	--	0	0	--
Attempted Murder	0	0	--	0	0	--
Sexual Assault	1	0	-100.0%	1	0	-100.0%
Assault	2	3	50.0%	7	5	-28.6%
Abduction	0	0	--	0	0	--
Robbery	0	0	--	0	0	--
Other Crimes Against a Person	1	0	-100.0%	1	3	200.0%
<b>Total</b>	<b>4</b>	<b>3</b>	<b>-25.0%</b>	<b>9</b>	<b>8</b>	<b>-11.1%</b>



**Property Crime**

Actual	February			Year to Date - February		
	2024	2025	% Change	2024	2025	% Change
Arson	0	0	--	0	0	--
Break & Enter	1	0	-100.0%	2	0	-100.0%
Theft Over	0	0	--	0	0	--
Theft Under	3	5	66.7%	6	11	83.3%
Have Stolen Goods	0	1	--	0	1	--
Fraud	4	5	25.0%	7	8	14.3%
Mischief	2	2	0.0%	3	3	0.0%
<b>Total</b>	<b>10</b>	<b>13</b>	<b>30.0%</b>	<b>18</b>	<b>23</b>	<b>27.8%</b>



**Drug Crime**

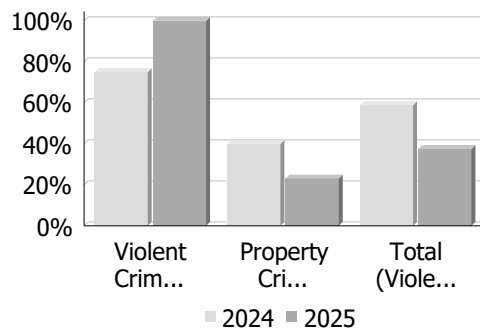
Actual	February			Year to Date - February		
	2024	2025	% Change	2024	2025	% Change
Possession	0	0	--	0	0	--
Trafficking	0	0	--	0	0	--
Importation and Production	0	0	--	0	0	--
<b>Total</b>	<b>0</b>	<b>0</b>	<b>--</b>	<b>0</b>	<b>0</b>	<b>--</b>



**Police Services Board Report for Municipality of Brighton**  
**Records Management System**  
**February - 2025**

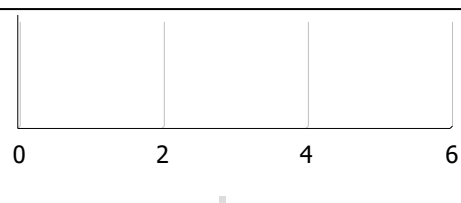
**Clearance Rate**

Clearance Rate	February			Year to Date - February		
	2024	2025	Difference	2024	2025	Difference
Violent Crime	75.0%	100.0%	25.0%	88.9%	87.5%	-1.4%
Property Crime	40.0%	23.1%	-16.9%	27.8%	21.7%	-6.0%
Drug Crime	--	--	--	--	--	--
<b>Total (Violent, Property &amp; Drug)</b>	<b>58.8%</b>	<b>37.5%</b>	<b>-21.3%</b>	<b>53.3%</b>	<b>38.7%</b>	<b>-14.6%</b>



**Unfounded**

Unfounded	February			Year to Date - February		
	2024	2025	% Change	2024	2025	% Change
Total (Violent, Property & Drug)	0	0	--	1	0	-100.0%



Data contained within this report is dynamic in nature and numbers will change over time as the Ontario Provincial Police continue to investigate and solve crime.

**Police Services Board Report for Township of Cramahe**  
**2025/Feb**

<b>Public Complaints</b>	
Policy	0
Service	0
Conduct	0

**Date information collected from Professional Standards Bureau Commander Reports:** 2025-03-14

**Data Source**

Ontario Provincial Police, Professional Standards Bureau Commander Reports

- Includes all public policy, service and conduct complaints submitted to the Office of the Independent Police Review Director (OIPRD)

<b>Secondary Employment</b>
Number of Secondary Employment - 2

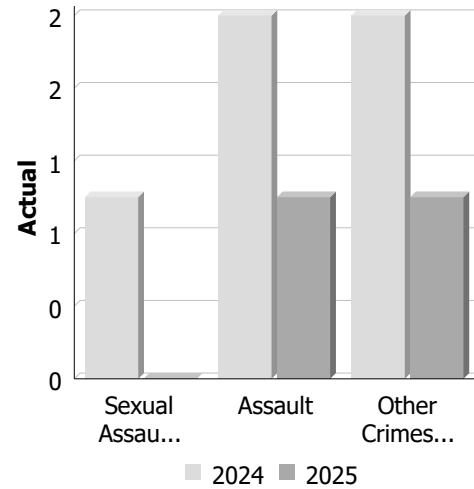
<b>Daily Activity Reporting Patrol Hours</b>	
<b>Total Hours</b>	<b>2025/Feb</b>
Number of Cruiser Patrol Hours	96.50
Number of Motorcycle Patrol Hours	0.00
Number of Marine Patrol Hours	0.00
Number of ATV Patrol Hours	0.00
Number of Snowmobile Patrol Hours	0.00
Number of Bicycle Patrol Hours	0.00
Number of Foot Patrol Hours	6.25
Number of School Patrol Hours	0.00

**Data source (Daily Activity Reporting System) date:** 2025/03/08

**Police Services Board Report for Township of Cramahe**  
**Records Management System**  
**February - 2025**

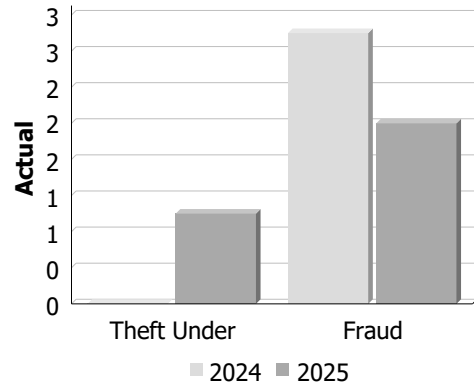
**Violent Crime**

Actual	February			Year to Date - February		
	2024	2025	% Change	2024	2025	% Change
Murder	0	0	--	0	0	--
Other Offences Causing Death	0	0	--	0	0	--
Attempted Murder	0	0	--	0	0	--
Sexual Assault	1	0	-100.0%	2	0	-100.0%
Assault	2	1	-50.0%	3	2	-33.3%
Abduction	0	0	--	1	0	-100.0%
Robbery	0	0	--	0	0	--
Other Crimes Against a Person	2	1	-50.0%	2	2	0.0%
<b>Total</b>	<b>5</b>	<b>2</b>	<b>-60.0%</b>	<b>8</b>	<b>4</b>	<b>-50.0%</b>



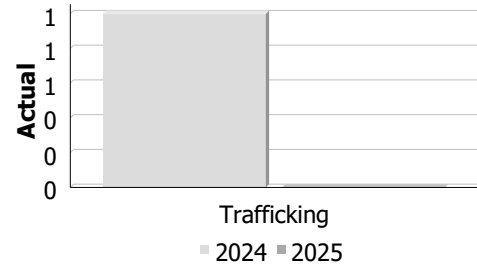
**Property Crime**

Actual	February			Year to Date - February		
	2024	2025	% Change	2024	2025	% Change
Arson	0	0	--	0	0	--
Break & Enter	0	0	--	1	0	-100.0%
Theft Over	0	0	--	0	1	--
Theft Under	0	1	--	1	1	0.0%
Have Stolen Goods	0	0	--	0	0	--
Fraud	3	2	-33.3%	5	4	-20.0%
Mischief	0	0	--	1	0	-100.0%
<b>Total</b>	<b>3</b>	<b>3</b>	<b>0.0%</b>	<b>8</b>	<b>6</b>	<b>-25.0%</b>



**Drug Crime**

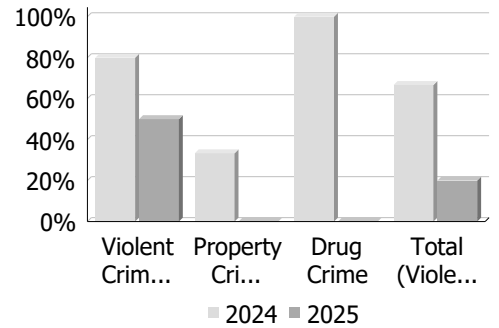
Actual	February			Year to Date - February		
	2024	2025	% Change	2024	2025	% Change
Possession	0	0	--	0	0	--
Trafficking	1	0	-100.0%	1	0	-100.0%
Importation and Production	0	0	--	0	0	--
<b>Total</b>	<b>1</b>	<b>0</b>	<b>-100.0%</b>	<b>1</b>	<b>0</b>	<b>-100.0%</b>



**Police Services Board Report for Township of Cramahe**  
**Records Management System**  
**February - 2025**

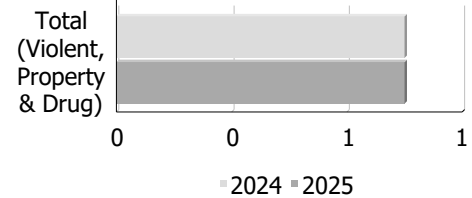
**Clearance Rate**

Clearance Rate	February			Year to Date - February		
	2024	2025	Difference	2024	2025	Difference
Violent Crime	80.0%	50.0%	-30.0%	87.5%	75.0%	-12.5%
Property Crime	33.3%	0.0%	-33.3%	12.5%	16.7%	4.2%
Drug Crime	100.0%	--	--	100.0%	--	--
<b>Total (Violent, Property &amp; Drug)</b>	<b>66.7%</b>	<b>20.0%</b>	<b>-46.7%</b>	<b>52.9%</b>	<b>40.0%</b>	<b>-12.9%</b>



**Unfounded**

Unfounded	February			Year to Date - February		
	2024	2025	% Change	2024	2025	% Change
Total (Violent, Property & Drug)	1	1	0.0%	2	3	50.0%



Data contained within this report is dynamic in nature and numbers will change over time as the Ontario Provincial Police continue to investigate and solve crime.

**Police Services Board Report for Hamilton Township**  
**2025/Feb**

<b>Public Complaints</b>	
Policy	0
Service	0
Conduct	0

**Date information collected from Professional Standards Bureau Commander Reports:** 2025-03-14

**Data Source**

Ontario Provincial Police, Professional Standards Bureau Commander Reports

- Includes all public policy, service and conduct complaints submitted to the Office of the Independent Police Review Director (OIPRD)

<b>Secondary Employment</b>
Number of Secondary Employment - 2

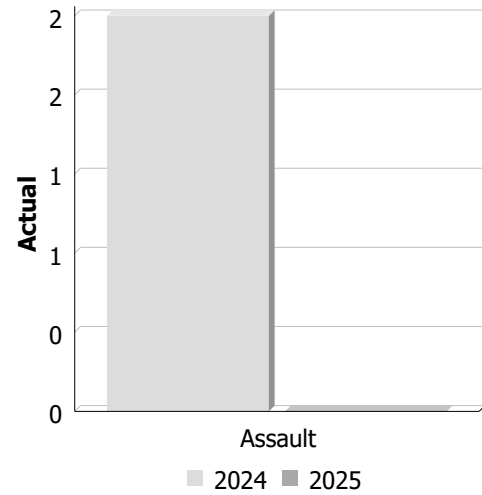
<b>Daily Activity Reporting Patrol Hours</b>	
<b>Total Hours</b>	<b>2025/Feb</b>
Number of Cruiser Patrol Hours	164.00
Number of Motorcycle Patrol Hours	0.00
Number of Marine Patrol Hours	0.00
Number of ATV Patrol Hours	0.00
Number of Snowmobile Patrol Hours	4.00
Number of Bicycle Patrol Hours	0.00
Number of Foot Patrol Hours	2.00
Number of School Patrol Hours	3.75

**Data source (Daily Activity Reporting System) date:** 2025/03/08

**Police Services Board Report for Township of Hamilton**  
**Records Management System**  
**February - 2025**

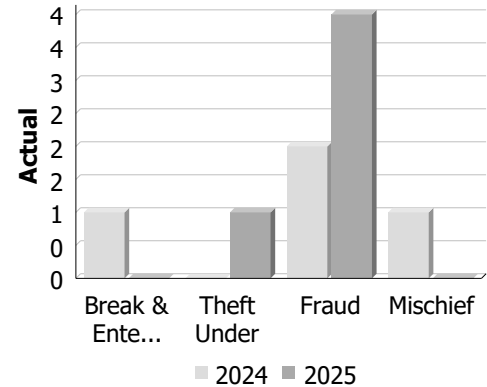
**Violent Crime**

Actual	February			Year to Date - February		
	2024	2025	% Change	2024	2025	% Change
Murder	0	0	--	0	0	--
Other Offences Causing Death	0	0	--	0	0	--
Attempted Murder	0	0	--	0	0	--
Sexual Assault	0	0	--	0	1	--
Assault	2	0	-100.0%	3	2	-33.3%
Abduction	0	0	--	0	0	--
Robbery	0	0	--	0	0	--
Other Crimes Against a Person	0	0	--	1	1	0.0%
<b>Total</b>	<b>2</b>	<b>0</b>	<b>-100.0%</b>	<b>4</b>	<b>4</b>	<b>0.0%</b>



**Property Crime**

Actual	February			Year to Date - February		
	2024	2025	% Change	2024	2025	% Change
Arson	0	0	--	0	1	--
Break & Enter	1	0	-100.0%	1	1	0.0%
Theft Over	0	0	--	0	1	--
Theft Under	0	1	--	0	1	--
Have Stolen Goods	0	0	--	0	0	--
Fraud	2	4	100.0%	6	8	33.3%
Mischief	1	0	-100.0%	3	1	-66.7%
<b>Total</b>	<b>4</b>	<b>5</b>	<b>25.0%</b>	<b>10</b>	<b>13</b>	<b>30.0%</b>



**Drug Crime**

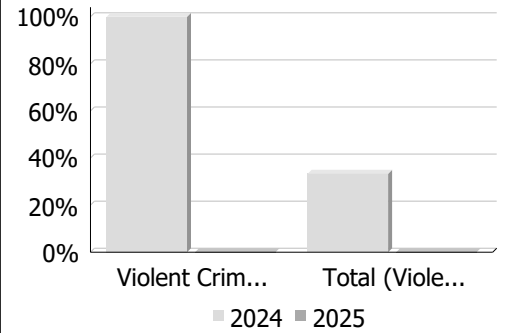
Actual	February			Year to Date - February		
	2024	2025	% Change	2024	2025	% Change
Possession	0	0	--	0	0	--
Trafficking	0	0	--	0	0	--
Importation and Production	0	0	--	0	0	--
<b>Total</b>	<b>0</b>	<b>0</b>	<b>--</b>	<b>0</b>	<b>0</b>	<b>--</b>



**Police Services Board Report for Township of Hamilton**  
**Records Management System**  
**February - 2025**


**Clearance Rate**

Clearance Rate	February			Year to Date - February		
	2024	2025	Difference	2024	2025	Difference
Violent Crime	100.0%	--	--	75.0%	75.0%	0.0%
Property Crime	0.0%	0.0%	0.0%	10.0%	0.0%	-10.0%
Drug Crime	--	--	--	--	--	--
<b>Total (Violent, Property &amp; Drug)</b>	<b>33.3%</b>	<b>0.0%</b>	<b>-33.3%</b>	<b>41.2%</b>	<b>17.6%</b>	<b>-23.5%</b>



**Unfounded**

Unfounded	February			Year to Date - February		
	2024	2025	% Change	2024	2025	% Change
Total (Violent, Property & Drug)	4	0	-100.0%	6	1	-83.3%



Data contained within this report is dynamic in nature and numbers will change over time as the Ontario Provincial Police continue to investigate and solve crime.

**Police Services Board Report for Municipality of Port Hope**  
**2025/Feb**

<b>Public Complaints</b>	
Policy	0
Service	0
Conduct	0

**Date information collected from Professional Standards Bureau Commander Reports:** 2025-03-14

**Data Source**

Ontario Provincial Police, Professional Standards Bureau Commander Reports

- Includes all public policy, service and conduct complaints submitted to the Office of the Independent Police Review Director (OIPRD)

<b>Secondary Employment</b>
Number of Secondary Employment - 2

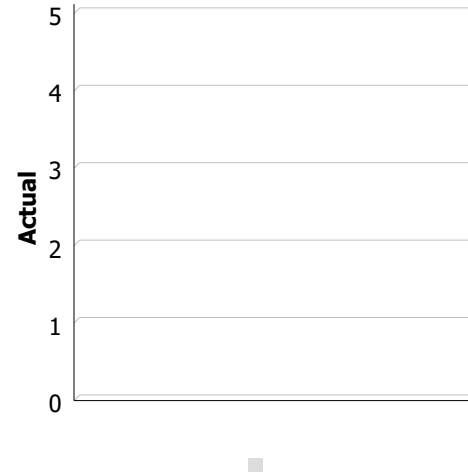
<b>Daily Activity Reporting Patrol Hours</b>	
<b>Total Hours</b>	<b>2025/Feb</b>
Number of Cruiser Patrol Hours	130.25
Number of Motorcycle Patrol Hours	0.00
Number of Marine Patrol Hours	0.00
Number of ATV Patrol Hours	0.00
Number of Snowmobile Patrol Hours	2.50
Number of Bicycle Patrol Hours	0.00
Number of Foot Patrol Hours	1.50
Number of School Patrol Hours	0.00

**Data source (Daily Activity Reporting System) date:** 2025/03/08

**Police Services Board Report for Municipality of Port Hope**  
**Records Management System**  
**February - 2025**

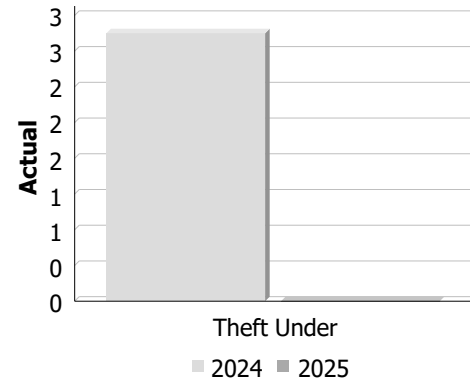
**Violent Crime**

Actual	February			Year to Date - February		
	2024	2025	% Change	2024	2025	% Change
Murder	0	0	--	0	0	--
Other Offences Causing Death	0	0	--	0	0	--
Attempted Murder	0	0	--	0	0	--
Sexual Assault	0	0	--	0	0	--
Assault	0	0	--	1	1	0.0%
Abduction	0	0	--	0	0	--
Robbery	0	0	--	0	0	--
Other Crimes Against a Person	0	0	--	0	1	--
<b>Total</b>	<b>0</b>	<b>0</b>	<b>--</b>	<b>1</b>	<b>2</b>	<b>100.0%</b>



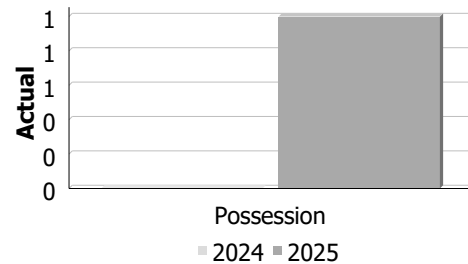
**Property Crime**

Actual	February			Year to Date - February		
	2024	2025	% Change	2024	2025	% Change
Arson	0	0	--	0	0	--
Break & Enter	0	0	--	0	1	--
Theft Over	0	0	--	0	0	--
Theft Under	3	0	-100.0%	5	0	-100.0%
Have Stolen Goods	0	0	--	0	0	--
Fraud	0	0	--	1	2	100.0%
Mischief	0	0	--	0	0	--
<b>Total</b>	<b>3</b>	<b>0</b>	<b>-100.0%</b>	<b>6</b>	<b>3</b>	<b>-50.0%</b>



**Drug Crime**

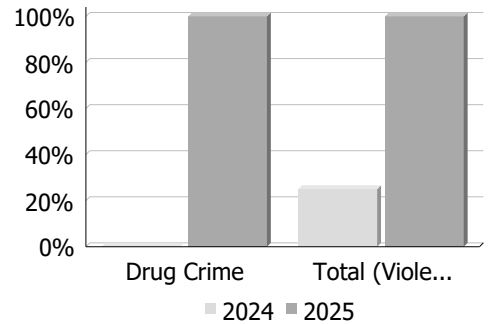
Actual	February			Year to Date - February		
	2024	2025	% Change	2024	2025	% Change
Possession	0	1	--	0	1	--
Trafficking	0	0	--	0	0	--
Importation and Production	0	0	--	0	0	--
<b>Total</b>	<b>0</b>	<b>1</b>	<b>--</b>	<b>0</b>	<b>1</b>	<b>--</b>



**Police Services Board Report for Municipality of Port Hope**  
**Records Management System**  
**February - 2025**

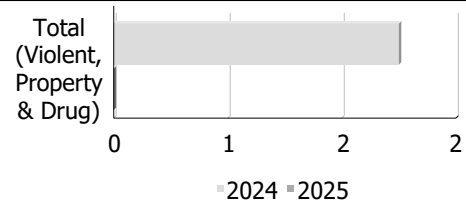
**Clearance Rate**

Clearance Rate	February			Year to Date - February		
	2024	2025	Difference	2024	2025	Difference
Violent Crime	--	--	--	100.0%	50.0%	-50.0%
Property Crime	0.0%	--	--	0.0%	0.0%	0.0%
Drug Crime	--	100.0%	--	--	100.0%	--
<b>Total (Violent, Property &amp; Drug)</b>	<b>25.0%</b>	<b>100.0%</b>	<b>75.0%</b>	<b>25.0%</b>	<b>42.9%</b>	<b>17.9%</b>



**Unfounded**

Unfounded	February			Year to Date - February		
	2024	2025	% Change	2024	2025	% Change
Total (Violent, Property & Drug)	2	0	-100.0%	3	0	-100.0%



Data contained within this report is dynamic in nature and numbers will change over time as the Ontario Provincial Police continue to investigate and solve crime.

**Data Utilized**

- Major Crimes
- Niche RMS All Offence Level Business Intelligence Cube

**Police Services Board Report for Municipality of Trent Hills**  
**2025/Feb**

<b>Public Complaints</b>	
Policy	0
Service	0
Conduct	0

**Date information collected from Professional Standards Bureau Commander Reports:** 2025-03-14

**Data Source**

Ontario Provincial Police, Professional Standards Bureau Commander Reports

- Includes all public policy, service and conduct complaints submitted to the Office of the Independent Police Review Director (OIPRD)

<b>Secondary Employment</b>
Number of Secondary Employment - 2

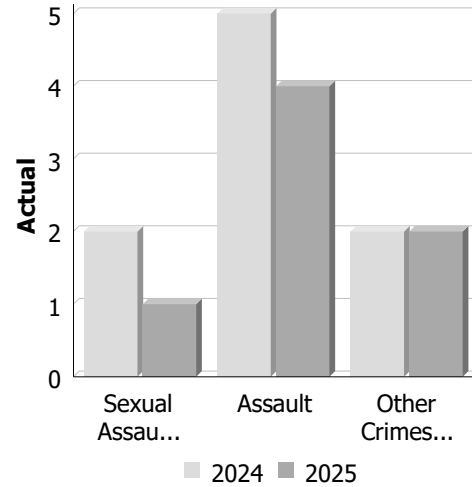
<b>Daily Activity Reporting Patrol Hours</b>	
<b>Total Hours</b>	<b>2025/Feb</b>
Number of Cruiser Patrol Hours	409.75
Number of Motorcycle Patrol Hours	0.00
Number of Marine Patrol Hours	0.00
Number of ATV Patrol Hours	0.00
Number of Snowmobile Patrol Hours	4.00
Number of Bicycle Patrol Hours	0.00
Number of Foot Patrol Hours	42.00
Number of School Patrol Hours	2.50

**Data source (Daily Activity Reporting System) date:** 2025/03/08

**Police Services Board Report for Municipality of Trent Hills**  
**Records Management System**  
**February - 2025**

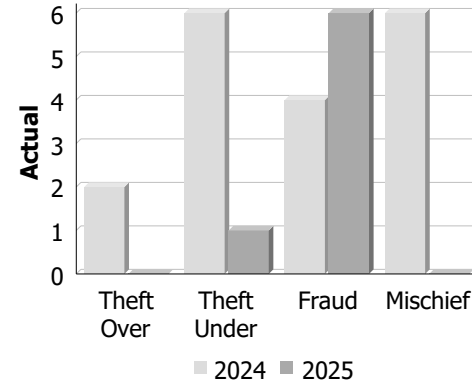
**Violent Crime**

Actual	February			Year to Date - February		
	2024	2025	% Change	2024	2025	% Change
Murder	0	0	--	0	0	--
Other Offences Causing Death	0	0	--	0	0	--
Attempted Murder	0	0	--	0	0	--
Sexual Assault	2	1	-50.0%	3	1	-66.7%
Assault	5	4	-20.0%	7	6	-14.3%
Abduction	0	0	--	0	0	--
Robbery	0	0	--	0	0	--
Other Crimes Against a Person	2	2	0.0%	2	4	100.0%
<b>Total</b>	<b>9</b>	<b>7</b>	<b>-22.2%</b>	<b>12</b>	<b>11</b>	<b>-8.3%</b>



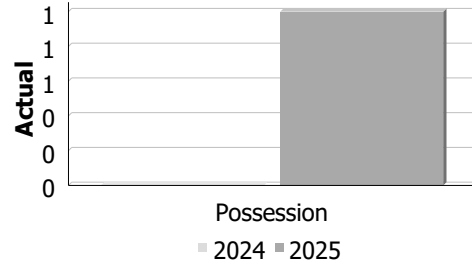
**Property Crime**

Actual	February			Year to Date - February		
	2024	2025	% Change	2024	2025	% Change
Arson	0	0	--	0	0	--
Break & Enter	0	0	--	0	0	--
Theft Over	2	0	-100.0%	3	0	-100.0%
Theft Under	6	1	-83.3%	10	4	-60.0%
Have Stolen Goods	0	0	--	0	0	--
Fraud	4	6	50.0%	10	12	20.0%
Mischief	6	0	-100.0%	9	0	-100.0%
<b>Total</b>	<b>18</b>	<b>7</b>	<b>-61.1%</b>	<b>32</b>	<b>16</b>	<b>-50.0%</b>



**Drug Crime**

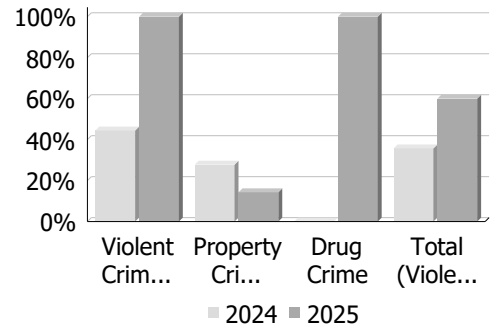
Actual	February			Year to Date - February		
	2024	2025	% Change	2024	2025	% Change
Possession	0	1	--	0	1	--
Trafficking	0	0	--	2	0	-100.0%
Importation and Production	0	0	--	0	0	--
<b>Total</b>	<b>0</b>	<b>1</b>	<b>--</b>	<b>2</b>	<b>1</b>	<b>-50.0%</b>



**Police Services Board Report for Municipality of Trent Hills**  
**Records Management System**  
**February - 2025**

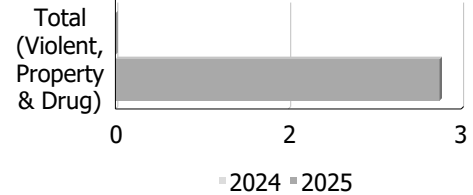
**Clearance Rate**

Clearance Rate	February			Year to Date - February		
	2024	2025	Difference	2024	2025	Difference
Violent Crime	44.4%	100.0%	55.6%	58.3%	72.7%	14.4%
Property Crime	27.8%	14.3%	-13.5%	15.6%	12.5%	-3.1%
Drug Crime	--	100.0%	--	50.0%	100.0%	50.0%
<b>Total (Violent, Property &amp; Drug)</b>	<b>35.7%</b>	<b>60.0%</b>	<b>24.3%</b>	<b>31.2%</b>	<b>41.4%</b>	<b>10.1%</b>



**Unfounded**

Unfounded	February			Year to Date - February		
	2024	2025	% Change	2024	2025	% Change
Total (Violent, Property & Drug)	0	3	--	4	7	75.0%



Data contained within this report is dynamic in nature and numbers will change over time as the Ontario Provincial Police continue to investigate and solve crime.

**Police Services Board Report for Alderville First Nation**  
**2025/Feb**

<b>Public Complaints</b>	
Policy	0
Service	0
Conduct	0

**Date information collected from Professional Standards Bureau Commander Reports:** 2025-03-21

**Data Source**

Ontario Provincial Police, Professional Standards Bureau Commander Reports

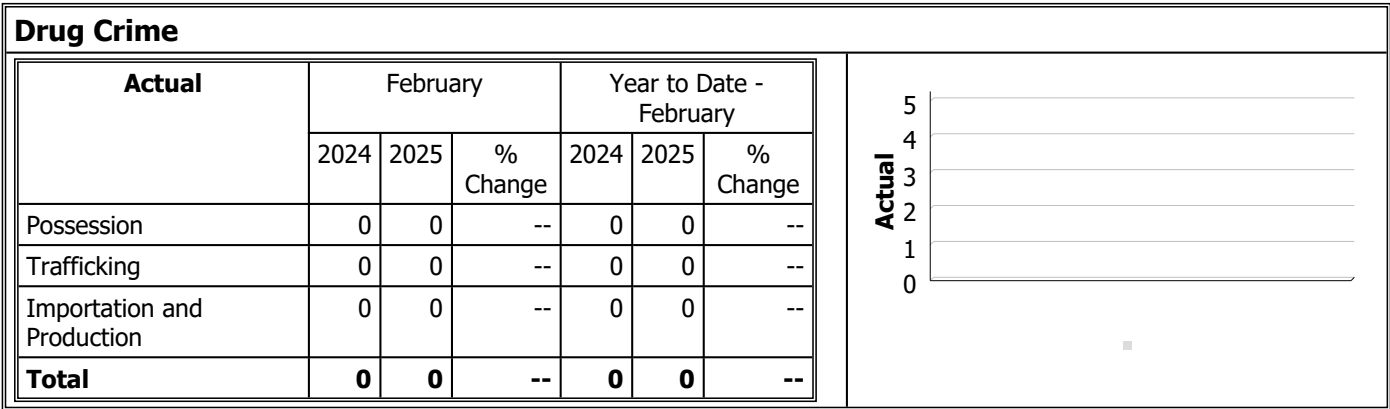
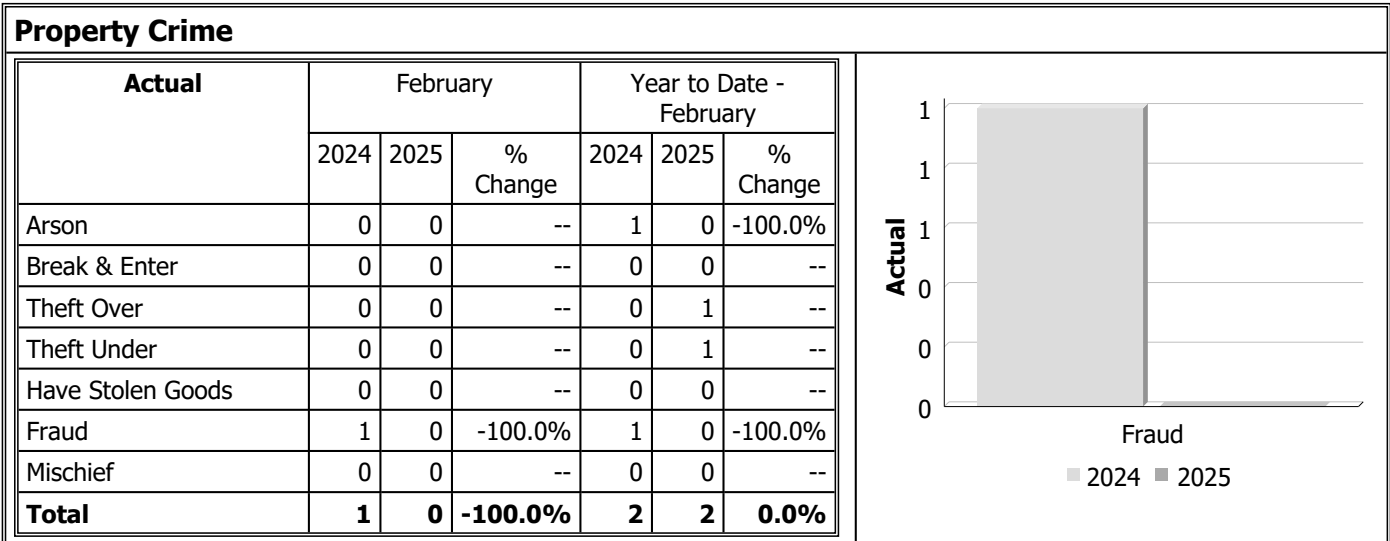
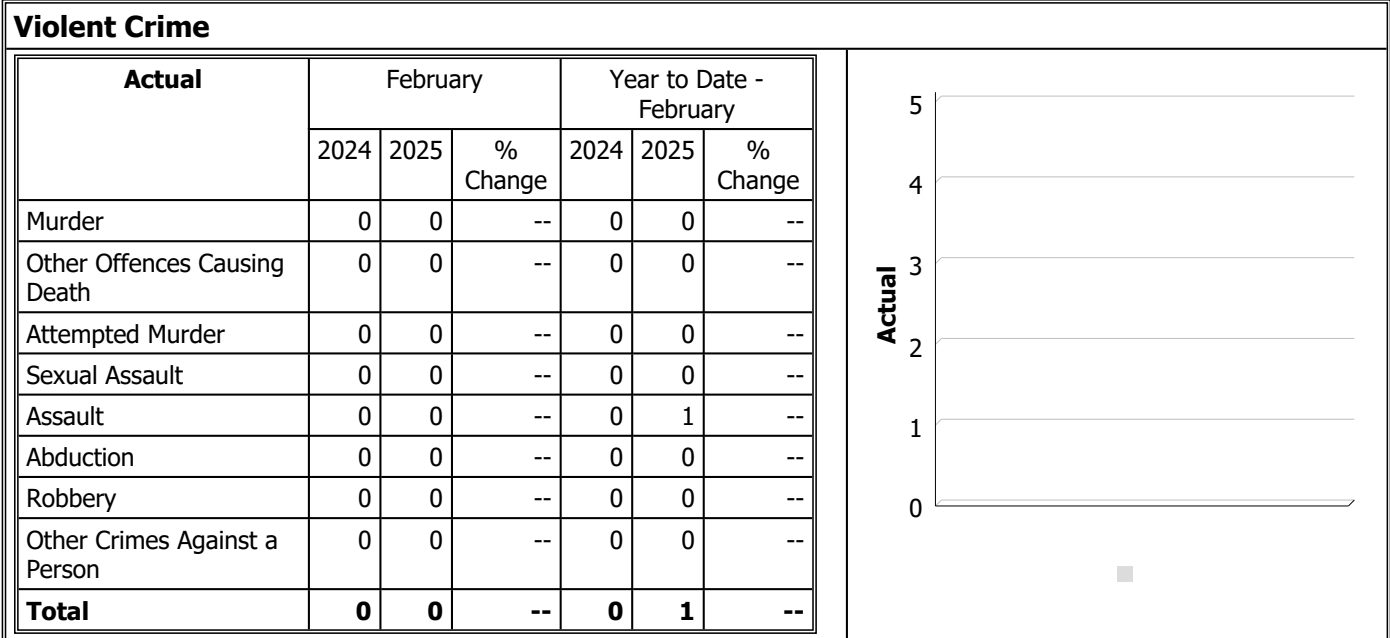
- Includes all public policy, service and conduct complaints submitted to the Office of the Independent Police Review Director (OIPRD)

<b>Secondary Employment</b>
Number of Secondary Employment - 2

<b>Daily Activity Reporting Patrol Hours</b>	
<b>Total Hours</b>	<b>2025/Feb</b>
Number of Cruiser Patrol Hours	7.25
Number of Motorcycle Patrol Hours	0.00
Number of Marine Patrol Hours	0.00
Number of ATV Patrol Hours	0.00
Number of Snowmobile Patrol Hours	0.00
Number of Bicycle Patrol Hours	0.00
Number of Foot Patrol Hours	0.50
Number of School Patrol Hours	0.00

**Data source (Daily Activity Reporting System) date:** 2025/03/15

Police Services Board Report for Alderville First Nation  
Records Management System  
February - 2025



Police Services Board Report for Alderville First Nation  
Records Management System  
February - 2025

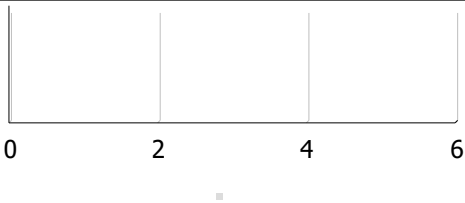
Clearance Rate

Clearance Rate	February			Year to Date - February		
	2024	2025	Difference	2024	2025	Difference
Violent Crime	--	--	--	--	100.0%	--
Property Crime	0.0%	--	--	50.0%	0.0%	-50.0%
Drug Crime	--	--	--	--	--	--
Total (Violent, Property & Drug)	0.0%	--	--	50.0%	33.3%	-16.7%



Unfounded

Unfounded	February			Year to Date - February		
	2024	2025	% Change	2024	2025	% Change
Total (Violent, Property & Drug)	0	0	--	0	0	--



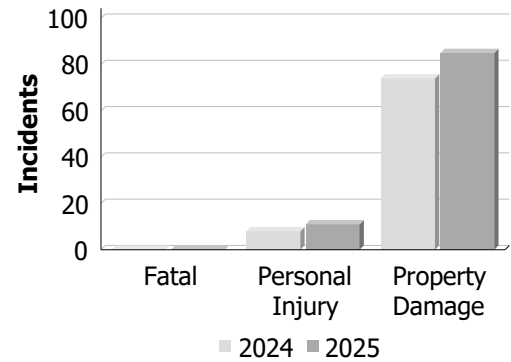
**MVCs NORTHUMBERLAND COUNTY**  
**MONTH OF: February 2025**

LOCATION OF MVC	FATAL MVCs	P.D. MVCs	P.I. MVCs	TOTAL MVCs	NO. FATAL INJURIES	NO. PERSONS INJURED	2025 TOTAL MVCs YEAR TO DATE
MUNICIPALITY OF BRIGHTON	0	13	1	14	0	1	28
MUNICIPALITY OF TRENT HILLS	0	12	0	12	0	0	28
TOWNSHIP OF CRAMAHE	0	3	0	3	0	0	9
ALNWICK/HALDIMAND TWP	0	4	1	5	0	1	13
ALDERVILLE FN	0	0	0	0	0	0	0
HAMILTON TWP	0	8	1	9	0	1	31
MUNICIPALITY OF PORT HOPE	0	3	4	7	0	5	15
HIGHWAY 401	0	42	4	46	0	4	107
MONTH TOTALS	0	85	11	96	0	12	

**Police Services Board Report for Northumberland County**  
**Collision Reporting System**  
**February - 2025**

**Motor Vehicle Collisions by Type**

Incidents	February			Year to Date - February		
	2024	2025	% Change	2024	2025	% Change
Fatal	0	0	--	0	1	--
Personal Injury	8	11	37.5%	19	26	36.8%
Property Damage	74	85	14.9%	180	208	15.6%
<b>Total</b>	<b>82</b>	<b>96</b>	<b>17.1%</b>	<b>199</b>	<b>235</b>	<b>18.1%</b>



**Fatalities in Detachment Area**

Incidents		February			Year to Date - February		
		2024	2025	% Change	2024	2025	% Change
Motor Vehicle Collision	Fatal Incidents	0	0	--	0	1	--
	Alcohol Related	0	0	--	0	0	--
Off-Road Vehicle	Fatal Incidents	0	0	--	0	0	--
	Alcohol Related	0	0	--	0	0	--
Motorized Snow Vehicle	Fatal Incidents	0	0	--	0	0	--
	Alcohol Related	0	0	--	0	0	--

Persons Killed		February			Year to Date - February		
		2024	2025	% Change	2024	2025	% Change
Motor Vehicle Collision		0	0	--	0	1	--
Off-Road Vehicle		0	0	--	0	0	--
Motorized Snow Vehicle		0	0	--	0	0	--

## **Matters of Interest – Northumberland OPP Police Services Board**

**February 2025**

### **ALNWICK/HALDIMAND:**

On February 6, 2025, at around 9:15 p.m., OPP were patrolling County Road 9 in the Township of Alnwick/Haldimand when a passenger vehicle was observed travelling at 113 km/h in a posted 80 km/h limit.

The vehicle was stopped, and the officer made a Mandatory Alcohol Screening demand for the driver to provide a sample of breath. With the result, the individual was arrested and transported to a local police station for further tests. A search revealed approximately 25 grams of Cannabis available to the driver.

A 35-year-old from Warkworth, has been charged with:

- Operation while impaired – blood alcohol concentration (80 plus)
- Drive motor vehicle or boat with cannabis readily available
- Speeding

### **BRIGHTON:**

On February 23, 2025, at approximately 1:32 p.m., the Northumberland OPP received a report of a theft from the Home Hardware in the Municipality of Brighton.

Through investigation, a 44-year-old female from the Township of Cramahe was arrested and charged with the following offences:

- Theft Under \$5,000- Shoplifting

### **CRAMAHE:**

On February 15, 2025, at around 12:20 a.m., OPP received a report regarding a dispute at a residence on CN Cross Road in the Township of Cramahe. Police had previously attended however the caller advised that the accused was no longer permitted to be at the location.

As a result, a 33-year-old male, from the Township of Cramahe, was arrested and charged with:

- Fail to leave premises when directed.

### **HAMILTON:**

On February 20, 2025, at approximately 3:15 p.m., police received a complaint regarding someone who appeared to be in distress and not dressed for the weather on McClelland Road South in the Township of Hamilton.

Officers arrived and following speaking to both parties who were present, it transpired that neither were meant to be in the company of the other as a result of a previous incident.

A 58-year-old male and a 44-year-old female, were both arrested and charged with:

- Failure to comply with undertaking

### **PORT HOPE:**

On February 16, 2025, at approximately 12:45 a.m., police responded to a single vehicle collision on Cold Springs Camp Road. OPP arrived and following speaking with the uninjured driver, entered into an impaired operation investigation. An officer made an Approved Screening Device (ASD) demand and following a refusal to comply, the accused was taken into custody. The individual was transported to a local police station for further tests and the accused failed to comply with another demand for a sample of their breath.

A 39-year-old from Brantford, has been charged with:

- Failure or refusal to comply with demand – two counts
- Operation while impaired – alcohol and drugs
- Fail to comply with release order – other than to attend court.

In addition to a future court date, the driver was issued a 90-day licence suspension, and the vehicle was impounded for seven days.

### **TRENT HILLS:**

On February 25, 2025, at around 12:10 p.m., the Northumberland OPP responded to a report of a student making threats and in possession of weapons at a high school. The school was placed on lockdown for the safety of all staff and students.

Upon arrival, officers took the student into custody without incident. There were no injuries reported, and police are not looking for anyone else in connection with this incident. The Northumberland OPP Crime Unit has been engaged to assist with the investigation.

Officers seized a handgun, ammunition and a number of edged weapons.

As a result, a 15-year-old male from Havelock, was charged with the following Criminal Code offences:

- Carry firearm, weapon, prohibited device or ammunition in careless manner
- Possession of weapon for dangerous purpose – two counts
- Carrying concealed weapon
- Unauthorized possession of a prohibited or restricted firearm
- Knowledge of unauthorized possession of firearm
- Possession of loaded prohibited or restricted firearm
- Uttering threats - cause death or bodily harm.

The accused was held in custody and is scheduled to appear before the Ontario Court of Justice in Cobourg on a later date. The identity of the accused shall be withheld as it is protected under the Youth Criminal Justice Act.

# PROVINCIAL OFFENCES ACT CHARGES

February 2025

## Alnwick/Haldimand Township

	<b>Total:</b>	<b>32</b>
<b>401</b>		<b>12</b>

## Municipality of Brighton

	<b>Total:</b>	<b>55</b>
<b>401</b>		<b>19</b>

## Cramahe Township

	<b>Total:</b>	<b>30</b>
<b>401</b>		<b>25</b>

## Hamilton Township

	<b>Total:</b>	<b>76</b>
<b>401</b>		<b>20</b>

## Municipality of Port Hope

	<b>Total:</b>	<b>61</b>
<b>401</b>		<b>14</b>

## Municipality of Trent Hills

	<b>Total:</b>	<b>46</b>
--	---------------	-----------

## Alderville First Nation

	<b>Total:</b>	<b>18</b>
--	---------------	-----------

## Total Charges

	<b>Total:</b>	<b>408</b>
--	---------------	------------



## **Northumberland OPP Auxiliary**

**February 2025**

UNIT COMMANDER – Katrina Myers

LIAISON OFFICER – PC Mike Tracey

Auxiliary Members	5 Members
Community Event	None this month
Training	Door to Door Community Engagement Program
Volunteer Hours	Administration: 5 Community Mobilization: 2 Patrol: 0 Training: 45.75 Total: 52.75
Future Events	Sunday March 30th - Brighton Polar Plunge - 10am  Saturday April 12th - Float Your Fanny Down the Ganny  Saturday April 26th - Military Exercise  Sunday April 27th - Military Exercise  Thursday June 5th - Touch a Truck - Brighton Public School