



Northumberland OPP Detachment Board Report
Hamilton Township
Collision Reporting System September 2025

Motor Vehicle Collisions by Type						
September						
Year	2023		2024		2025	
CollisionType	Incidents	% Change	Incidents	% Change	Incidents	% Change
Fatal Injury	0	-100.0%	1	--	0	-100.0%
Non-Fatal Injury	1	-80.0%	2	100.0%	1	-50.0%
Property Damage Only	8	-11.1%	12	50.0%	5	-58.3%
Total	9	-40.0%	15	66.7%	6	-60.0%
YTD						
Year	2023		2024		2025	
CollisionType	Incidents	% Change	Incidents	% Change	Incidents	% Change
Fatal Injury	2	100.0%	1	-50.0%	0	-100.0%
Non-Fatal Injury	14	-17.6%	6	-57.1%	15	150.0%
Property Damage Only	60	-47.4%	72	20.0%	73	1.4%
Total	76	-42.4%	79	3.9%	88	11.4%

September

Year ● 2023 ● 2024 ● 2025

CollisionType	2023	2024	2025
Fatal Injury	0	1	0
Non-Fatal Injury	1	2	1
Property Damage Only	8	12	5



OPP Detachment Board Report
Collision Reporting System
September 2025

Fatalities in Detachment Area - Incidents

September									
Type	Motor Vehicle			Motorized Snow Vehicle			Off-Road Vehicle		
Year	Alcohol/Drugs	Incidents	% Change	Alcohol/Drugs	Incidents	% Change	Alcohol/Drugs	Incidents	% Change
2023	0	0	-100.0%	0	0	--	0	0	--
2024	0	1	--	0	0	--	0	0	--
2025	0	0	-100.0%	0	0	--	0	0	--

YTD

Type	Motor Vehicle			Motorized Snow Vehicle			Off-Road Vehicle		
Year	Alcohol/Drugs	Incidents	% Change	Alcohol/Drugs	Incidents	% Change	Alcohol/Drugs	Incidents	% Change
2023	0	1	0.0%	0	0	--	0	1	--
2024	0	1	0.0%	0	0	--	0	0	-100.0%
2025	0	0	-100.0%	0	0	--	0	0	--

Fatalities in Detachment Area - Persons Killed

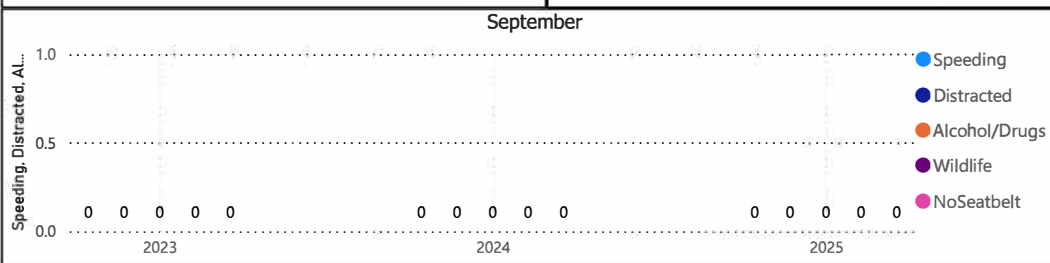
September						
Type	Motor Vehicle		Motorized Snow Vehicle		Off-Road Vehicle	
Year	Persons Killed	% Change	Persons Killed	% Change	Persons Killed	% Change
2023	0	-100.0%	0	--	0	--
2024	1	--	0	--	0	--
2025	0	-100.0%	0	--	0	--

YTD

Type	Motor Vehicle		Motorized Snow Vehicle		Off-Road Vehicle	
Year	Persons Killed	% Change	Persons Killed	% Change	Persons Killed	% Change
2023	1	0.0%	0	--	1	--
2024	1	0.0%	0	--	0	-100.0%
2025	0	-100.0%	0	--	0	--

Primary Causal Factors in Fatal Motor Vehicle Collisions

September				YTD			
	2023	2024	2025		2023	2024	2025
Speeding	0	0	0	Speeding	0	0	0
Speeding % Change	--	--	--	Speeding % Change	--	--	--
Distracted	0	0	0	Distracted	0	0	0
Distracted % Change	--	--	--	Distracted % Change	--	--	--
Alcohol/Drugs	0	0	0	Alcohol/Drugs	0	0	0
Alcohol/Drugs % Change	--	--	--	Alcohol/Drugs % Change	--	--	--
Wildlife	0	0	0	Wildlife	0	0	0
Wildlife % Change	--	--	--	Wildlife % Change	--	--	--
NoSeatbelt	0	0	0	NoSeatbeltYTD	0	0	0
NoSeatbelt YoY%	--	--	--	NoSeatbeltYTD YoY%	--	--	--



Data source (Collision Reporting System) date:

Hamilton

Data source date:

14-Oct-2025



OPP Detachment Board Report
Records Management System
September 2025

Criminal Code and Provincial Statute Charges Laid

September

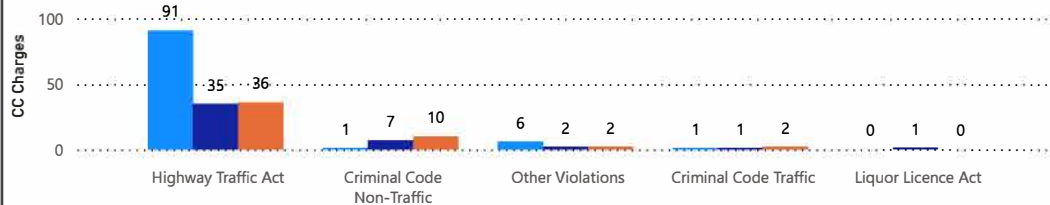
Year	2023		2024		2025	
ChargeCategory1	Offence Count	% Change	Offence Count	% Change	Offence Count	% Change
Criminal Code Non-Traffic	1	-66.7%	7	600.0%	10	42.9%
Criminal Code Traffic	1	-50.0%	1	0.0%	2	100.0%
Highway Traffic Act	91	85.7%	35	-61.5%	36	2.9%
Liquor Licence Act	0	--	1	--	0	-100.0%
Other Violations	6	-25.0%	2	-66.7%	2	0.0%
Total	99	59.7%	46	-53.5%	50	8.7%

YTD

Year	2023		2024		2025	
ChargeCategory1	Offence Count	% Change	Offence Count	% Change	Offence Count	% Change
Criminal Code Non-Traffic	85	11.8%	106	24.7%	69	-34.9%
Criminal Code Traffic	25	-3.8%	21	-16.0%	29	38.1%
Highway Traffic Act	646	57.9%	519	-19.7%	419	-19.3%
Liquor Licence Act	3	0.0%	9	200.0%	4	-55.6%
Other Violations	75	50.0%	54	-28.0%	46	-14.8%
Total	834	47.9%	709	-15.0%	567	-20.0%

September

Year ● 2023 ● 2024 ● 2025



Traffic Related Charges

September

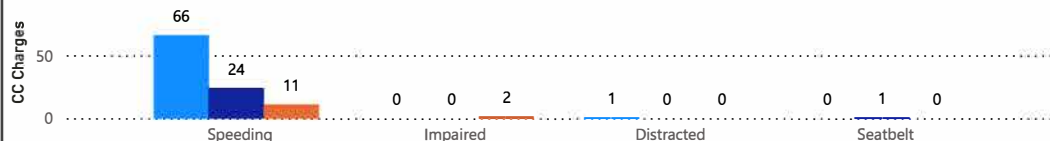
Year	2023		2024		2025	
ChargeCategory2	Offence Count	% Change	Offence Count	% Change	Offence Count	% Change
Speeding	66	73.7%	24	-63.6%	11	-54.2%
Seatbelt	0	--	1	--	0	-100.0%
Impaired	0	-100.0%	0	--	2	--
Distracted	1	--	0	-100.0%	0	--

YTD

Year	2023		2024		2025	
ChargeCategory2	Offence Count	% Change	Offence Count	% Change	Offence Count	% Change
Speeding	383	19.3%	278	-27.4%	224	-19.4%
Seatbelt	10	233.3%	7	-30.0%	6	-14.3%
Impaired	12	-42.9%	18	50.0%	16	-11.1%
Distracted	3	--	1	-66.7%	1	0.0%

September

Year ● 2023 ● 2024 ● 2025



Hamilton

Data source date:

14-Oct-25



**OPP Detachment Board Report
Records Management System
September 2025**

eTicketing Warnings

September


Year	2024		2025	
Type	Total	% Change	Total	% Change
Warning	36	-53.8%	27	-25.0%

YTD

Year	2024		2025	
Type	Total	% Change	Total	% Change
Warning	394	-30.3%	281	-28.7%

September

Type ● Warning



Note: The eTicketing system was not fully implemented until the end of 2022, therefore data is only available beginning in 2023. % Change in 2023 may appear higher in this report due to the incomplete 2022 data.

Hamilton

Data source date:

14-Oct-25



OPP Detachment Board Report Records Management System September 2025

Violent Crime

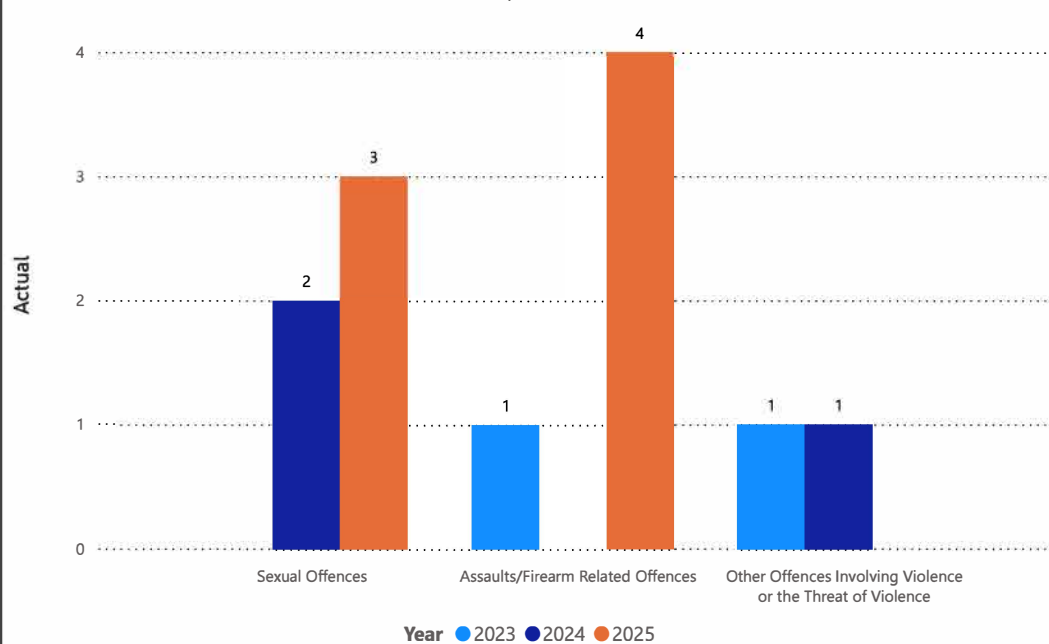
September

Year	2023		2024		2025	
ViolationGrp	Actual	% Change	Actual	% Change	Actual	% Change
Homicides	0	---	0	---	0	---
Other Offences Causing Death	0	---	0	---	0	---
Attempted Murder	0	---	0	---	0	---
Sexual Offences	0	-100.0%	2	---	3	50.0%
Assaults/Firearm Related Offences	1	0.0%	0	-100.0%	4	---
Offences Resulting in the Deprivation of Freedom	0	---	0	---	0	---
Robbery	0	---	0	---	0	---
Other Offences Involving Violence or the Threat of Violence	1	---	1	0.0%	0	-100.0%
Offences in Relation to Sexual Services	0	---	0	---	0	---
Total	2	0.0%	3	50.0%	7	133.3%

YTD

Year	2023		2024		2025	
ViolationGrp	Actual	% Change	Actual	% Change	Actual	% Change
Homicides	0	---	0	---	0	---
Other Offences Causing Death	1	---	0	-100.0%	0	---
Attempted Murder	0	---	0	---	0	---
Sexual Offences	4	33.3%	9	125.0%	12	33.3%
Assaults/Firearm Related Offences	11	-35.3%	18	63.6%	15	-16.7%
Offences Resulting in the Deprivation of Freedom	0	-100.0%	0	---	2	---
Robbery	1	---	1	0.0%	0	-100.0%
Other Offences Involving Violence or the Threat of Violence	14	55.6%	9	-35.7%	6	-33.3%
Offences in Relation to Sexual Services	0	---	0	---	0	---
Total	31	3.3%	37	19.4%	35	-5.4%

September



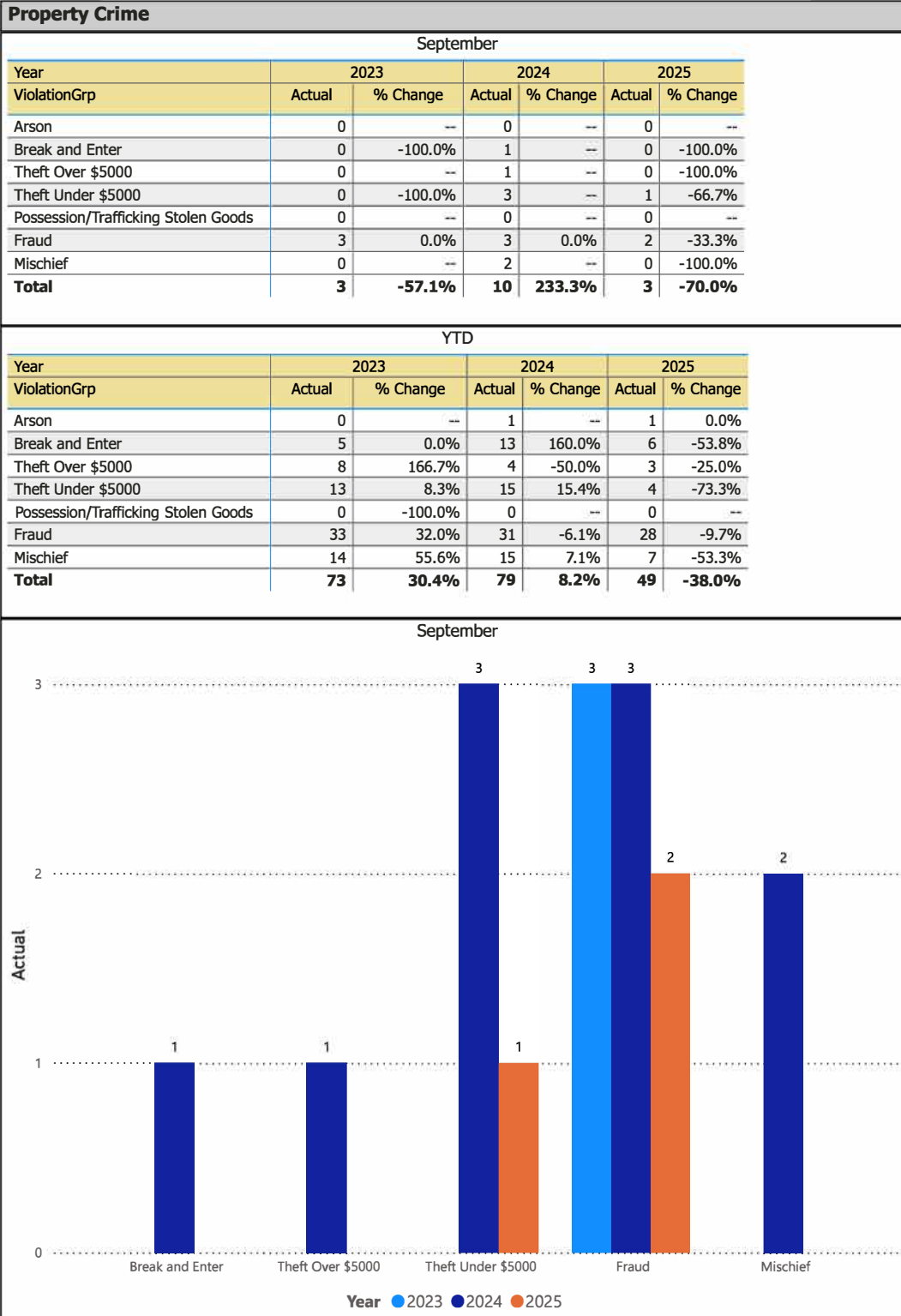
Hamilton

Data source date:

14-Oct-2025

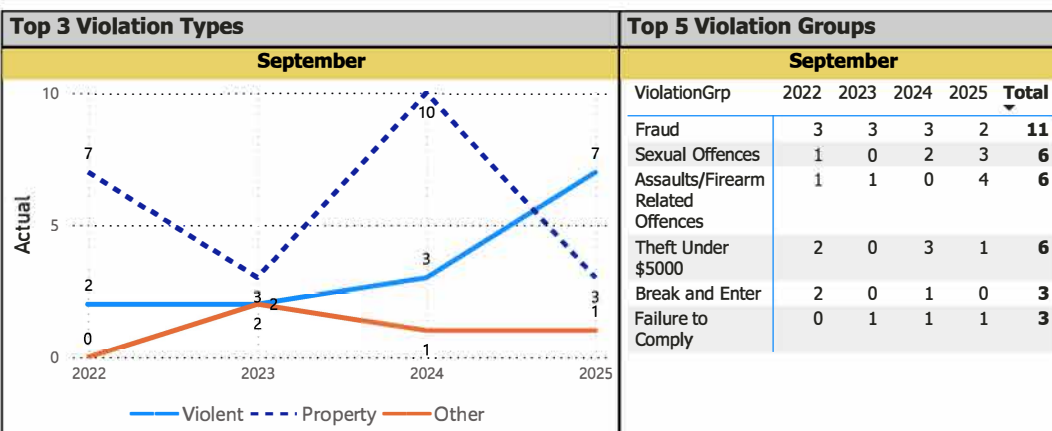
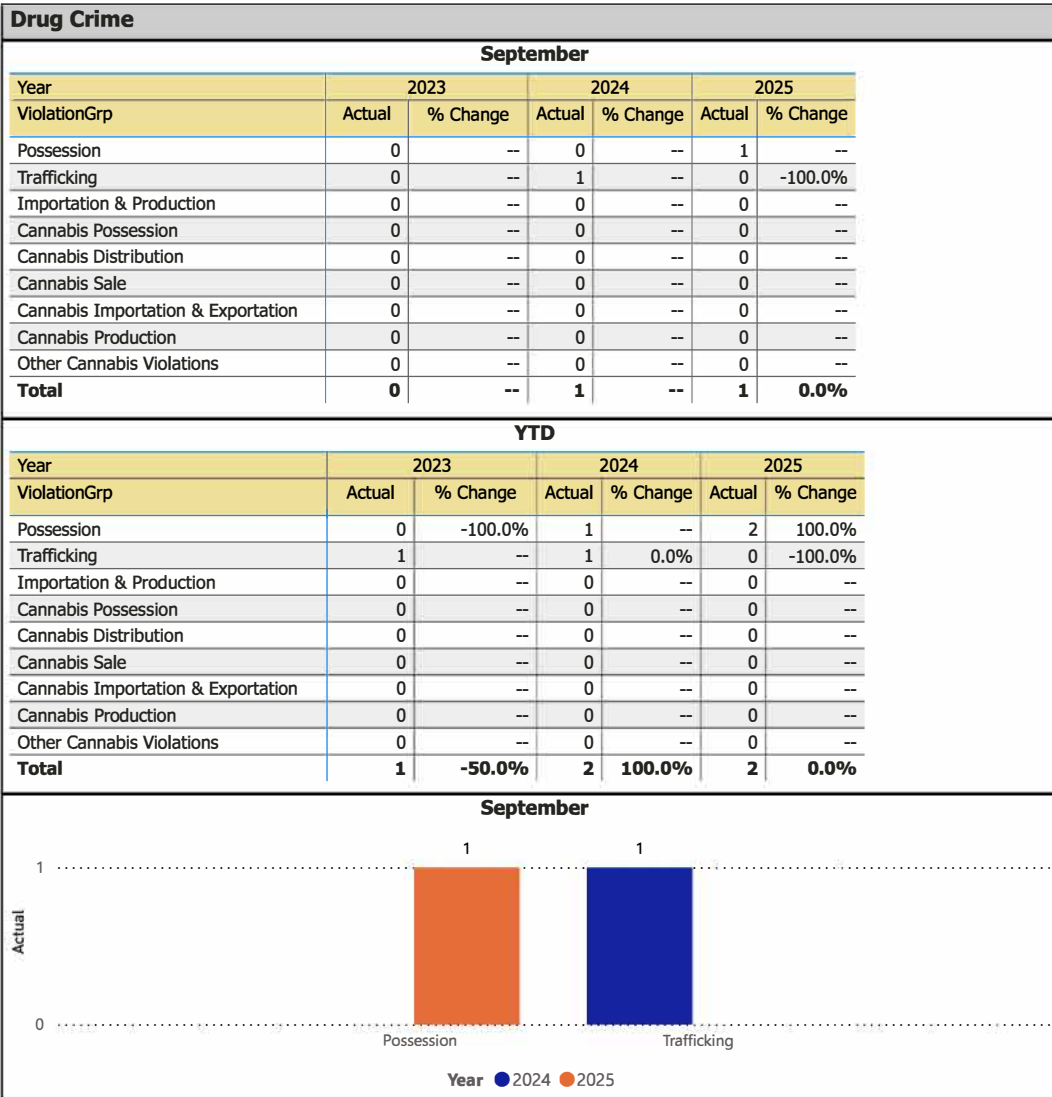


OPP Detachment Board Report Records Management System September 2025





OPP Detachment Board Report Records Management System September 2025





**OPP Detachment Board Report
Records Management System
September 2025**

Other Crime Occurrences

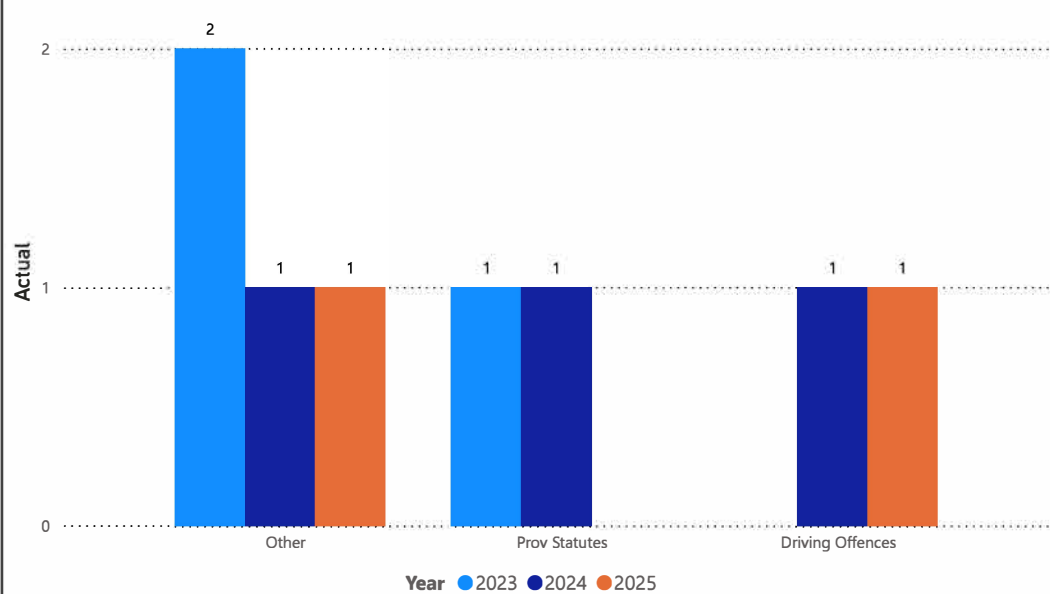
September

Year	2023		2024		2025	
Violation_rollup	Actual	% Change	Actual	% Change	Actual	% Change
Other	2	--	1	-50.0%	1	0.0%
Fed Statutes	0	--	0	--	0	--
Prov Statutes	1	--	1	0.0%	0	-100.0%
Driving Offences	0	-100.0%	1	--	1	0.0%
Total	3	200.0%	3	0.0%	2	-33.3%

YTD

Year	2023		2024		2025	
Violation_rollup	Actual	% Change	Actual	% Change	Actual	% Change
Other	13	-13.3%	11	-15.4%	18	63.6%
Fed Statutes	2	--	0	-100.0%	0	--
Prov Statutes	11	57.1%	18	63.6%	14	-22.2%
Driving Offences	10	-16.7%	13	30.0%	11	-15.4%
Total	36	5.9%	42	16.7%	43	2.4%

September



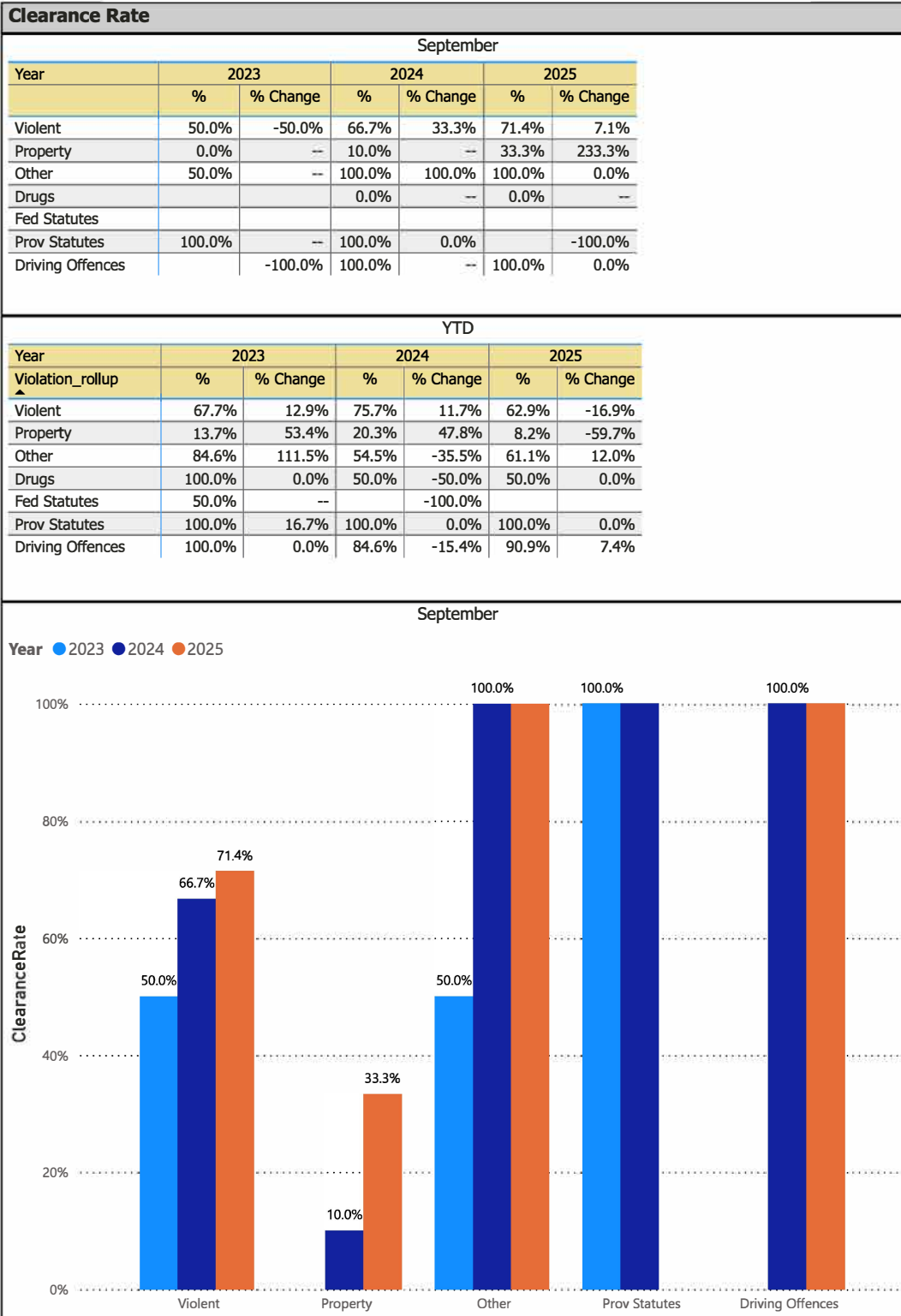
Hamilton

Data source date:

14-Oct-2025

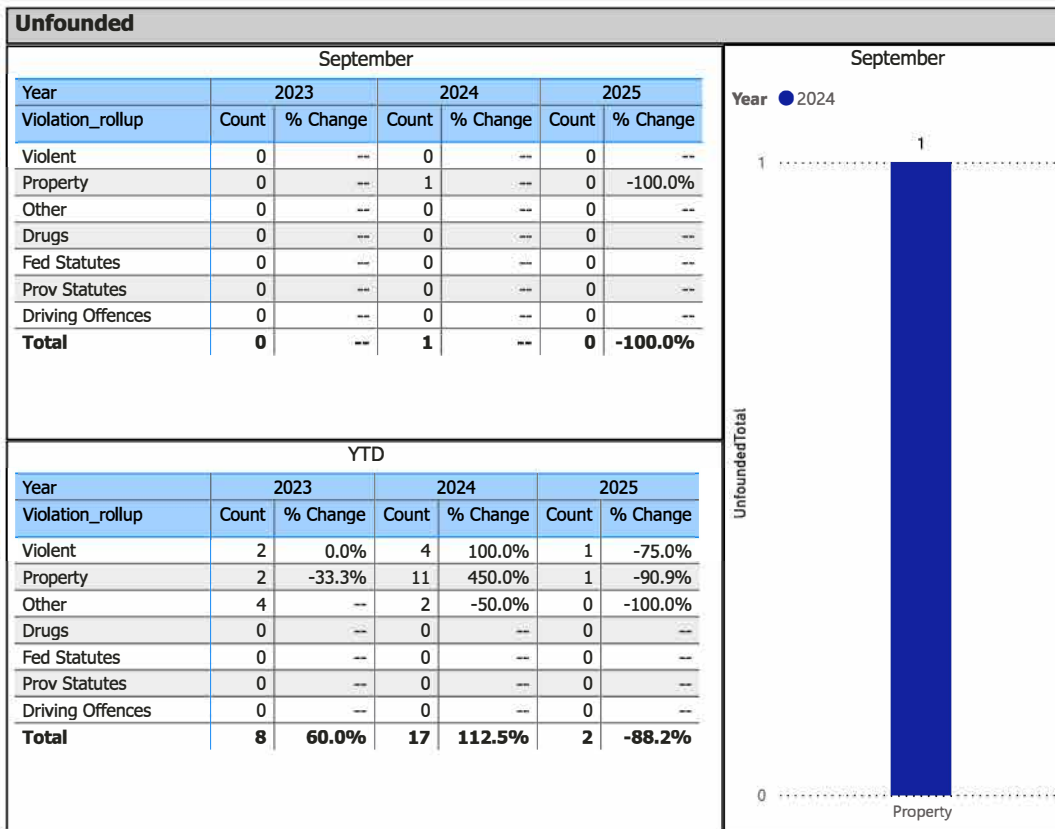


OPP Detachment Board Report
Records Management System
September 2025



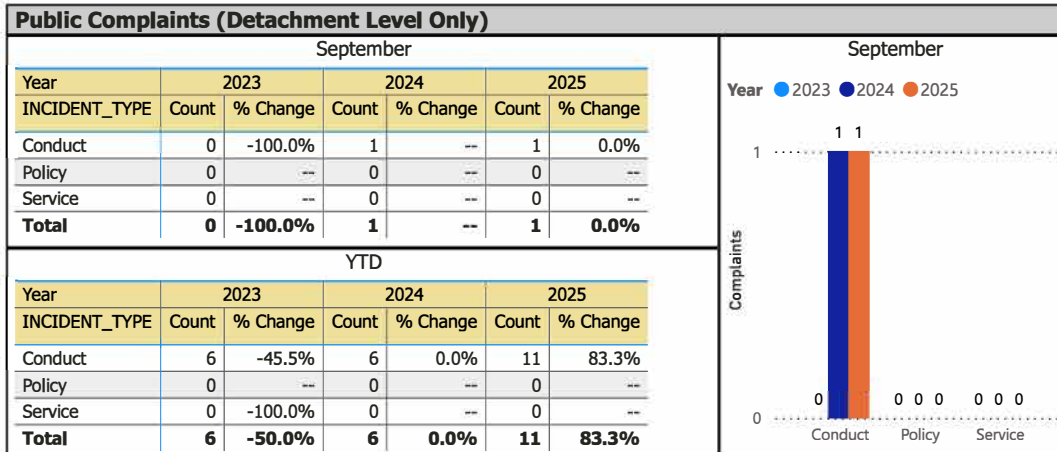


OPP Detachment Board Report
Records Management System
September 2025





OPP Detachment Board Report Records Management System September 2025



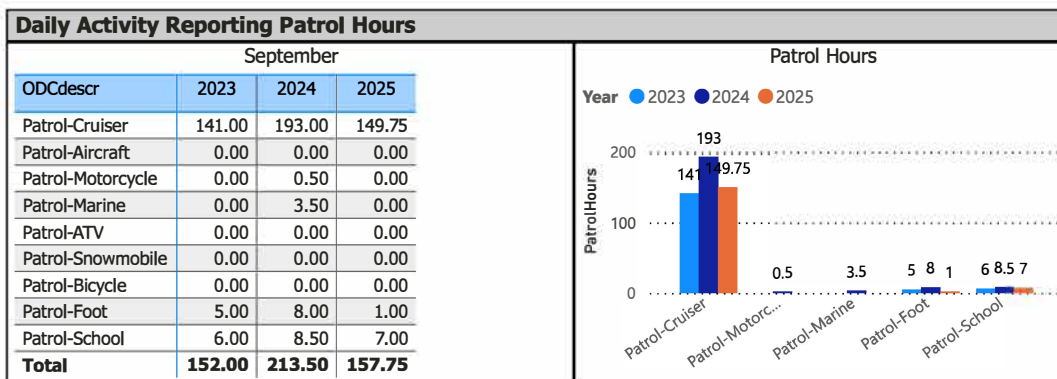
Data source: RMS Data Feed

Ontario Provincial Police, Professional Standards Bureau Commander Reports - File Manager System

Data source date:

14-Oct-2025

Daily Activity Reporting

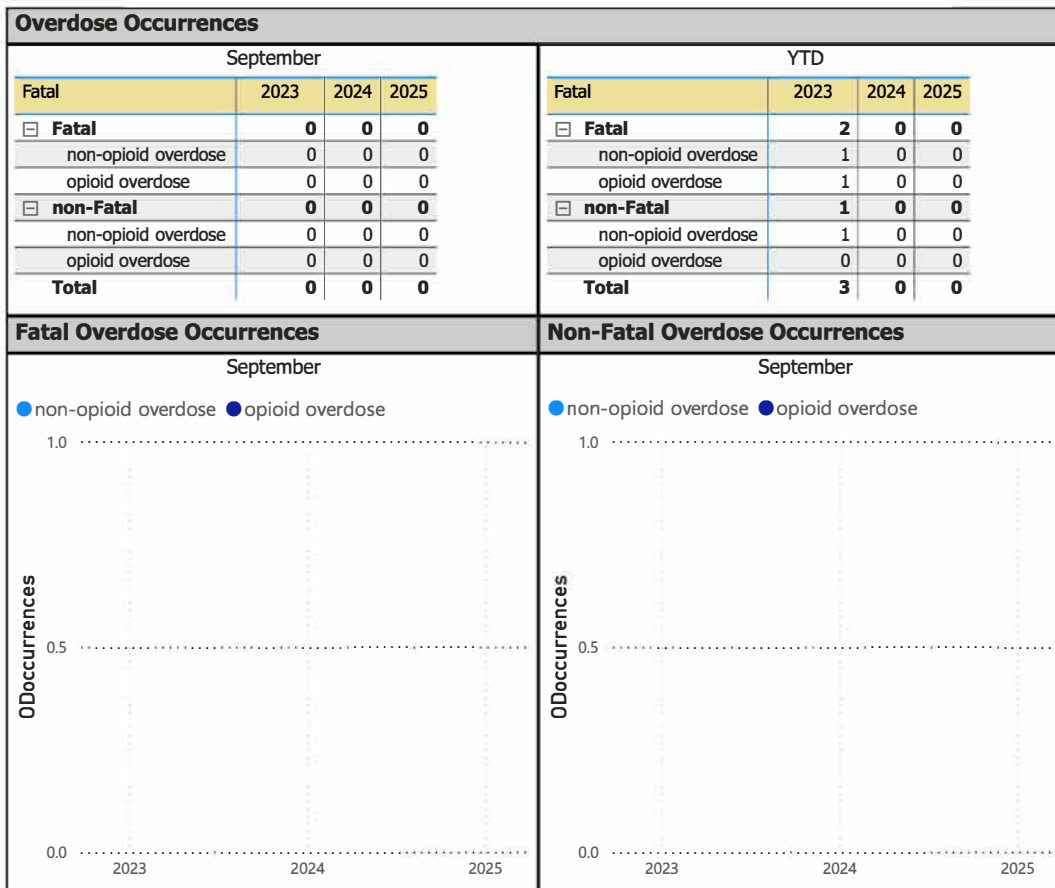


Data source (Daily Activity Reporting System) date:

14-Oct-2025



OPP Detachment Board Report
Records Management System
September 2025





OPP Detachment Board Report Records Management System September 2025

