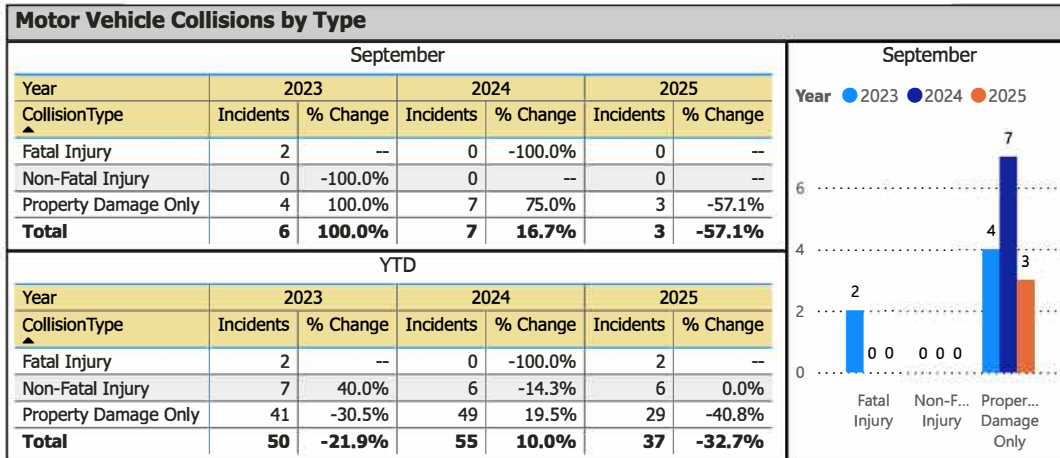




Northumberland OPP Detachment Board Report
Township of Cramahe
Collision Reporting System September 2025





OPP Detachment Board Report
Collision Reporting System
September 2025

Fatalities in Detachment Area - Incidents

September									
Type	Motor Vehicle			Motorized Snow Vehicle			Off-Road Vehicle		
Year	Alcohol/Drugs	Incidents	% Change	Alcohol/Drugs	Incidents	% Change	Alcohol/Drugs	Incidents	% Change
2023	2	2	--	0	0	--	0	0	--
2024	0	0	-100.0%	0	0	--	0	0	--
2025	0	0	--	0	0	--	0	0	--

YTD									
Type	Motor Vehicle			Motorized Snow Vehicle			Off-Road Vehicle		
Year	Alcohol/Drugs	Incidents	% Change	Alcohol/Drugs	Incidents	% Change	Alcohol/Drugs	Incidents	% Change
2023	2	2	--	0	0	--	0	0	--
2024	0	0	-100.0%	0	0	--	0	0	--
2025	0	2	--	0	0	--	0	0	--

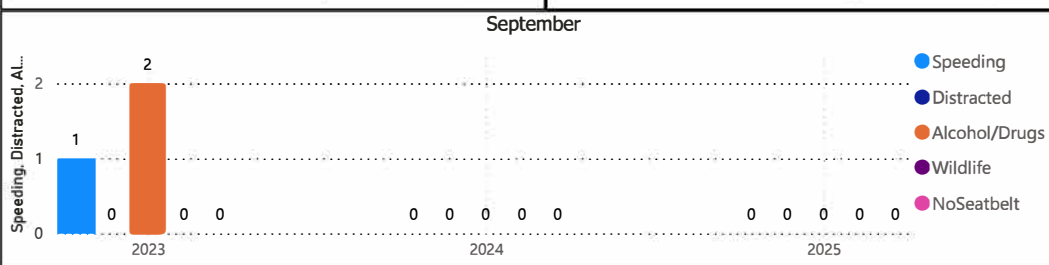
Fatalities in Detachment Area - Persons Killed

September						
Type	Motor Vehicle		Motorized Snow Vehicle		Off-Road Vehicle	
Year	Persons Killed	% Change	Persons Killed	% Change	Persons Killed	% Change
2023	2	--	0	--	0	--
2024	0	-100.0%	0	--	0	--
2025	0	--	0	--	0	--

YTD						
Type	Motor Vehicle		Motorized Snow Vehicle		Off-Road Vehicle	
Year	Persons Killed	% Change	Persons Killed	% Change	Persons Killed	% Change
2023	2	--	0	--	0	--
2024	0	-100.0%	0	--	0	--
2025	2	--	0	--	0	--

Primary Causal Factors in Fatal Motor Vehicle Collisions

September				YTD			
	2023	2024	2025		2023	2024	2025
Speeding	1	0	0	Speeding	1	0	0
Speeding % Change	--	-100.0%	--	Speeding % Change	--	-100.0%	--
Distracted	0	0	0	Distracted	0	0	0
Distracted % Change	--	--	--	Distracted % Change	--	--	--
Alcohol/Drugs	2	0	0	Alcohol/Drugs	2	0	0
Alcohol/Drugs % Change	--	-100.0%	--	Alcohol/Drugs % Change	--	-100.0%	--
Wildlife	0	0	0	Wildlife	0	0	0
Wildlife % Change	--	--	--	Wildlife % Change	--	--	--
NoSeatbelt	0	0	0	NoSeatbeltYTD	0	0	0
NoSeatbelt YoY%	--	--	--	NoSeatbeltYTD YoY%	--	--	--



Data source (Collision Reporting System) date:



OPP Detachment Board Report
Records Management System
September 2025

Criminal Code and Provincial Statute Charges Laid

September

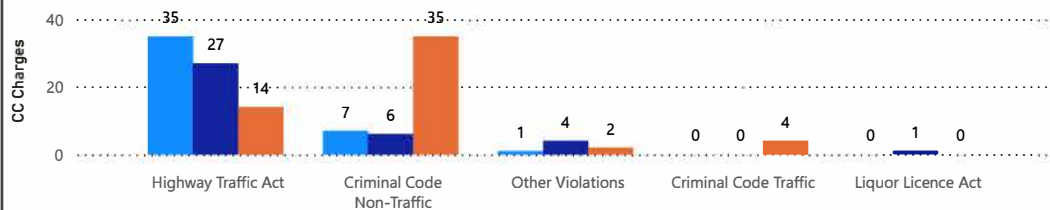
Year	2023		2024		2025	
ChargeCategory1	Offence Count	% Change	Offence Count	% Change	Offence Count	% Change
Criminal Code Non-Traffic	7	250.0%	6	-14.3%	35	483.3%
Criminal Code Traffic	0	-100.0%	0	--	4	--
Highway Traffic Act	35	337.5%	27	-22.9%	14	-48.1%
Liquor Licence Act	0	--	1	--	0	-100.0%
Other Violations	1	-66.7%	4	300.0%	2	-50.0%
Total	43	138.9%	38	-11.6%	55	44.7%

YTD

Year	2023		2024		2025	
ChargeCategory1	Offence Count	% Change	Offence Count	% Change	Offence Count	% Change
Criminal Code Non-Traffic	66	-8.3%	90	36.4%	156	73.3%
Criminal Code Traffic	18	-14.3%	15	-16.7%	27	80.0%
Highway Traffic Act	211	83.5%	231	9.5%	215	-6.9%
Liquor Licence Act	4	300.0%	3	-25.0%	9	200.0%
Other Violations	17	-19.0%	39	129.4%	27	-30.8%
Total	316	37.4%	378	19.6%	434	14.8%

September

Year ● 2023 ● 2024 ● 2025



Traffic Related Charges

September

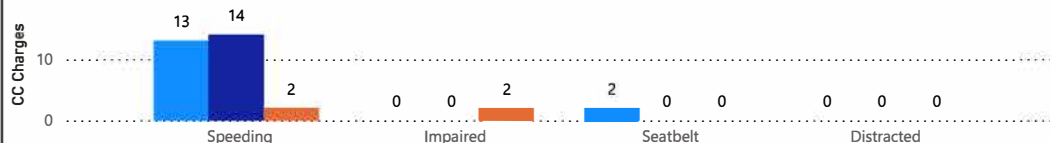
Year	2023		2024		2025	
ChargeCategory2	Offence Count	% Change	Offence Count	% Change	Offence Count	% Change
Speeding	13	550.0%	14	7.7%	2	-85.7%
Seatbelt	2	--	0	-100.0%	0	--
Impaired	0	-100.0%	0	--	2	--
Distracted	0	--	0	--	0	--

YTD

Year	2023		2024		2025	
ChargeCategory2	Offence Count	% Change	Offence Count	% Change	Offence Count	% Change
Speeding	107	55.1%	105	-1.9%	89	-15.2%
Seatbelt	11	450.0%	1	-90.9%	9	800.0%
Impaired	16	-23.8%	11	-31.3%	16	45.5%
Distracted	1	-50.0%	0	-100.0%	0	--

September

Year ● 2023 ● 2024 ● 2025





**OPP Detachment Board Report
Records Management System
September 2025**

eTicketing Warnings


September

Year	2024		2025	
Type	Total	% Change	Total	% Change
Warning	18	-10.0%	3	-83.3%

YTD

Year	2024		2025	
Type	Total	% Change	Total	% Change
Warning	203	81.3%	121	-40.4%

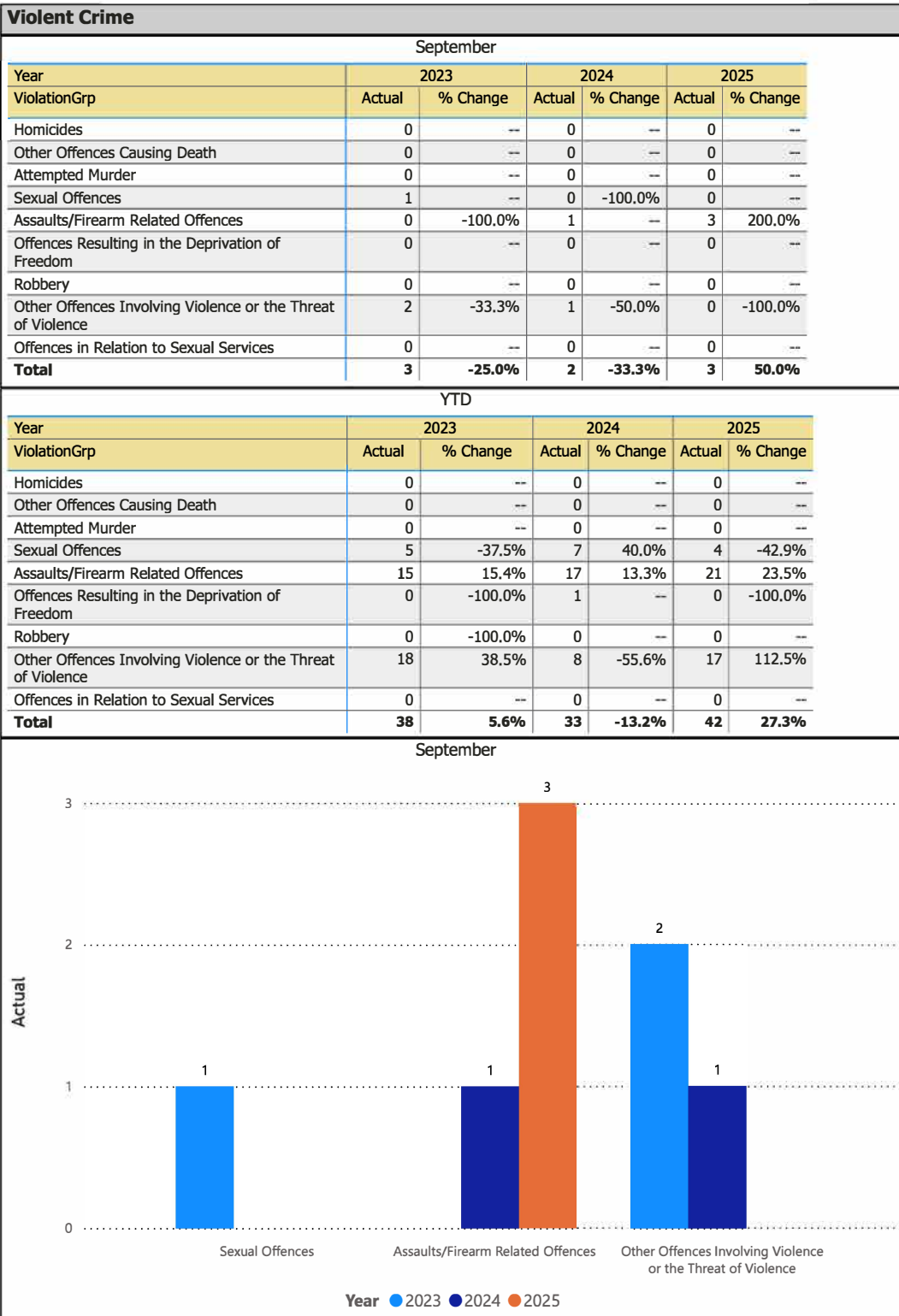
September



Note: The eTicketing system was not fully implemented until the end of 2022, therefore data is only available beginning in 2023. % Change in 2023 may appear higher in this report due to the incomplete 2022 data.



OPP Detachment Board Report Records Management System September 2025





OPP Detachment Board Report Records Management System September 2025

Property Crime

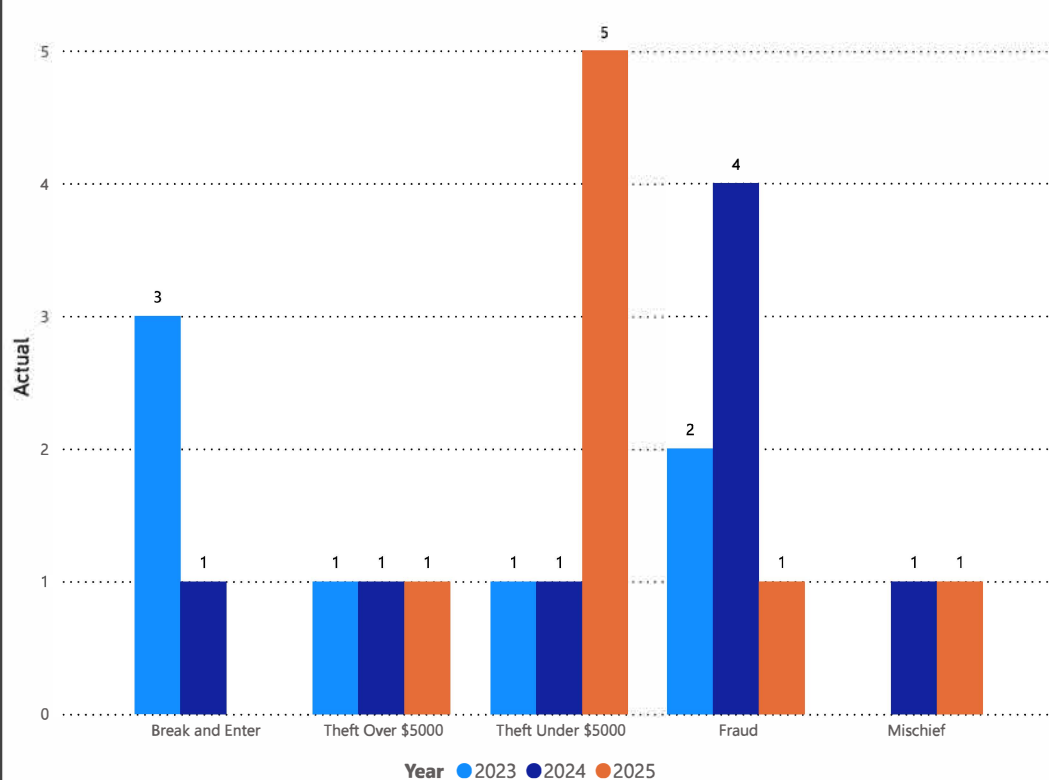
September

Year	2023		2024		2025	
ViolationGrp	Actual	% Change	Actual	% Change	Actual	% Change
Arson	0	--	0	--	0	--
Break and Enter	3	200.0%	1	-66.7%	0	-100.0%
Theft Over \$5000	1	--	1	0.0%	1	0.0%
Theft Under \$5000	1	-75.0%	1	0.0%	5	400.0%
Possession/Trafficking Stolen Goods	0	--	0	--	0	--
Fraud	2	100.0%	4	100.0%	1	-75.0%
Mischief	0	-100.0%	1	--	1	0.0%
Total	7	0.0%	8	14.3%	8	0.0%

YTD

Year	2023		2024		2025	
ViolationGrp	Actual	% Change	Actual	% Change	Actual	% Change
Arson	0	--	1	--	0	-100.0%
Break and Enter	5	150.0%	5	0.0%	3	-40.0%
Theft Over \$5000	3	50.0%	6	100.0%	10	66.7%
Theft Under \$5000	18	-28.0%	20	11.1%	16	-20.0%
Possession/Trafficking Stolen Goods	0	--	2	--	0	-100.0%
Fraud	23	27.8%	16	-30.4%	18	12.5%
Mischief	4	-60.0%	14	250.0%	11	-21.4%
Total	53	-7.0%	64	20.8%	58	-9.4%

September



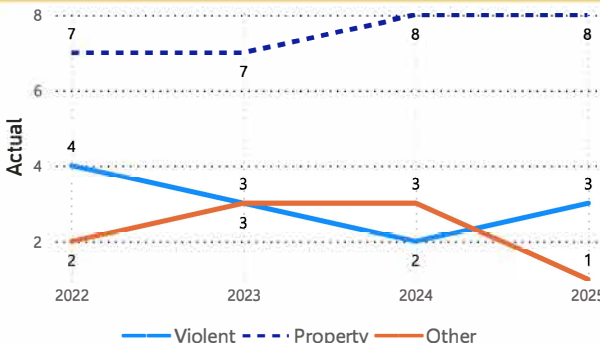


OPP Detachment Board Report
Records Management System
September 2025

Drug Crime						
September						
Year	2023		2024		2025	
ViolationGrp	Actual	% Change	Actual	% Change	Actual	% Change
Possession	0	--	0	--	0	--
Trafficking	0	--	0	--	0	--
Importation & Production	0	--	0	--	0	--
Cannabis Possession	0	--	0	--	0	--
Cannabis Distribution	0	--	0	--	0	--
Cannabis Sale	0	--	0	--	0	--
Cannabis Importation & Exportation	0	--	0	--	0	--
Cannabis Production	0	--	0	--	0	--
Other Cannabis Violations	0	--	0	--	0	--
Total	0	--	0	--	0	--

YTD						
Year	2023		2024		2025	
ViolationGrp	Actual	% Change	Actual	% Change	Actual	% Change
Possession	1	--	0	-100.0%	0	--
Trafficking	0	--	2	--	0	-100.0%
Importation & Production	0	--	0	--	0	--
Cannabis Possession	0	--	0	--	0	--
Cannabis Distribution	0	--	0	--	0	--
Cannabis Sale	0	--	0	--	0	--
Cannabis Importation & Exportation	0	--	0	--	0	--
Cannabis Production	0	--	0	--	0	--
Other Cannabis Violations	0	--	0	--	0	--
Total	1	--	2	100.0%	0	-100.0%

No Data for selected filters

Top 3 Violation Types					Top 5 Violation Groups						
	September					September					
						ViolationGrp	2022	2023	2024	2025	Total
						Theft Under \$5000	4	1	1	5	11
						Fraud	1	2	4	1	8
						Other Offences Involving Violence or the Threat of Violence	3	2	1	0	6
						Provincial Statutes	3	1	1	1	6
					Operation while Impaired / Low Blood Drug Concentration	3	2	0	1	6	

Detachment: 1F - NORTHUMBERLAND (Cobourg)



**OPP Detachment Board Report
Records Management System
September 2025**

Other Crime Occurrences

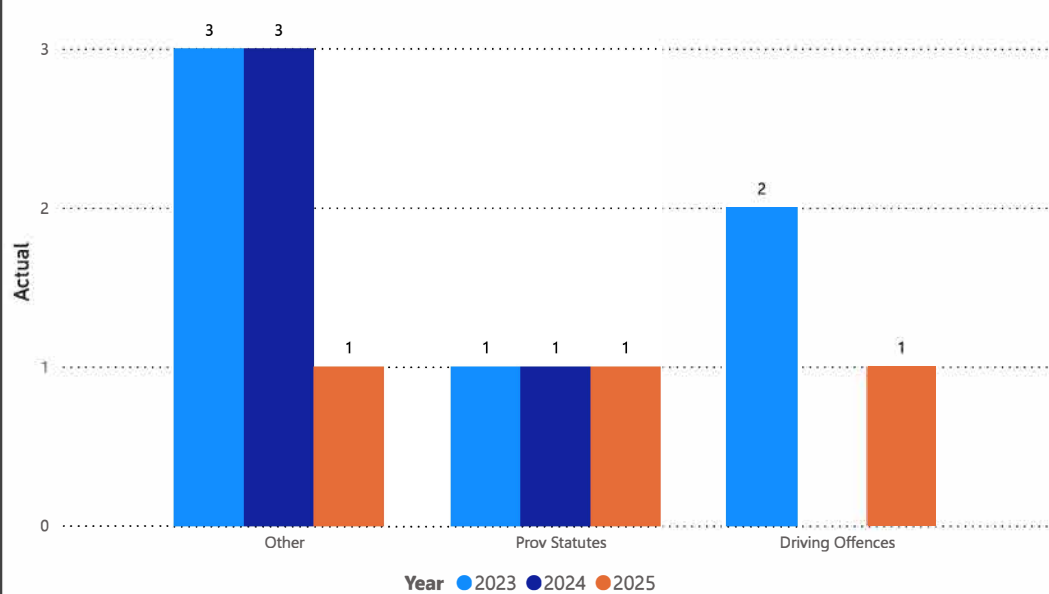
September

Year	2023		2024		2025	
Violation_rollup	Actual	% Change	Actual	% Change	Actual	% Change
Other	3	50.0%	3	0.0%	1	-66.7%
Fed Statutes	0	--	0	--	0	--
Prov Statutes	1	-66.7%	1	0.0%	1	0.0%
Driving Offences	2	-33.3%	0	-100.0%	1	--
Total	6	-25.0%	4	-33.3%	3	-25.0%

YTD

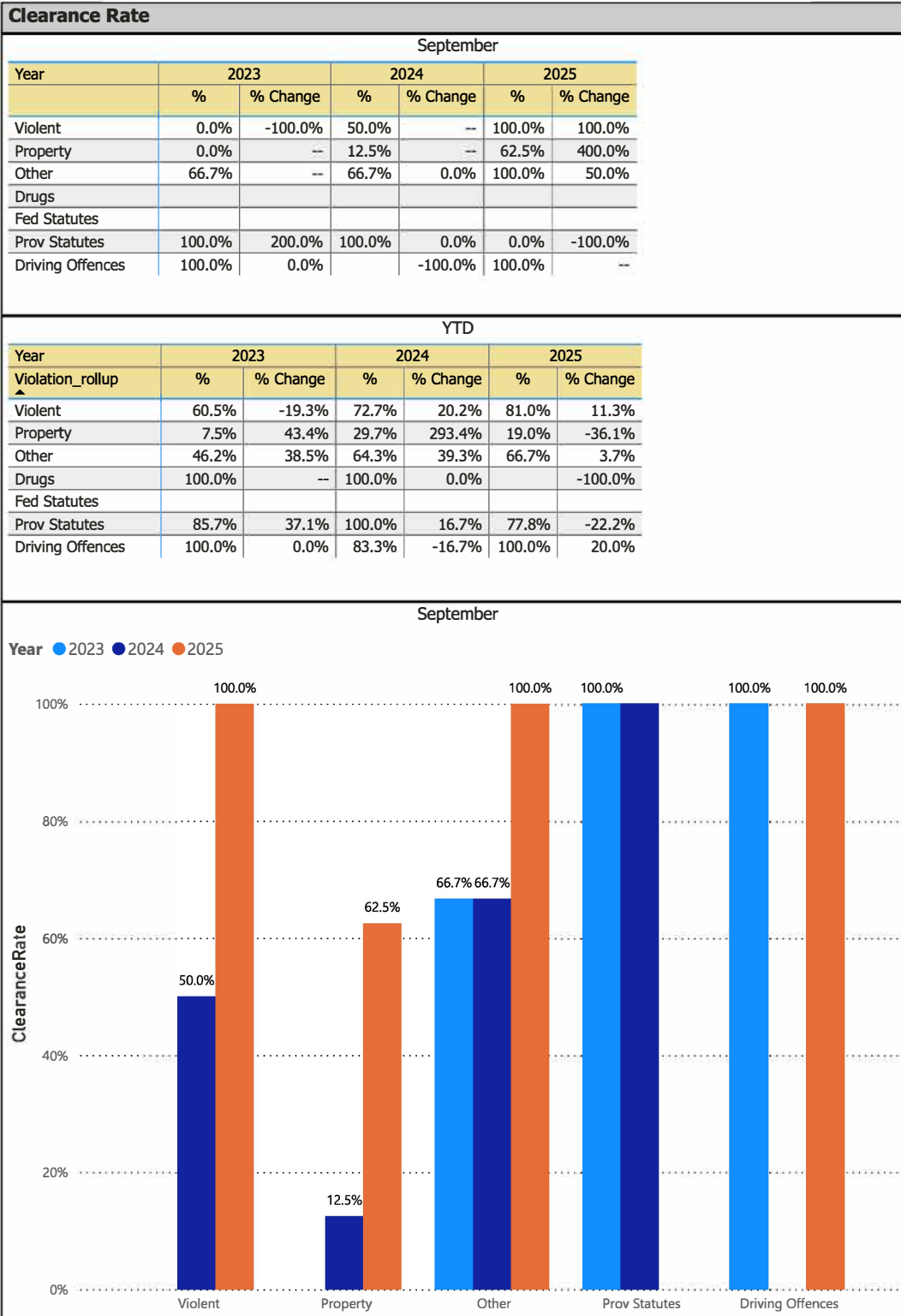
Year	2023		2024		2025	
Violation_rollup	Actual	% Change	Actual	% Change	Actual	% Change
Other	13	-27.8%	14	7.7%	21	50.0%
Fed Statutes	0	--	0	--	0	--
Prov Statutes	7	-12.5%	10	42.9%	9	-10.0%
Driving Offences	10	-9.1%	6	-40.0%	14	133.3%
Total	30	-18.9%	30	0.0%	44	46.7%

September



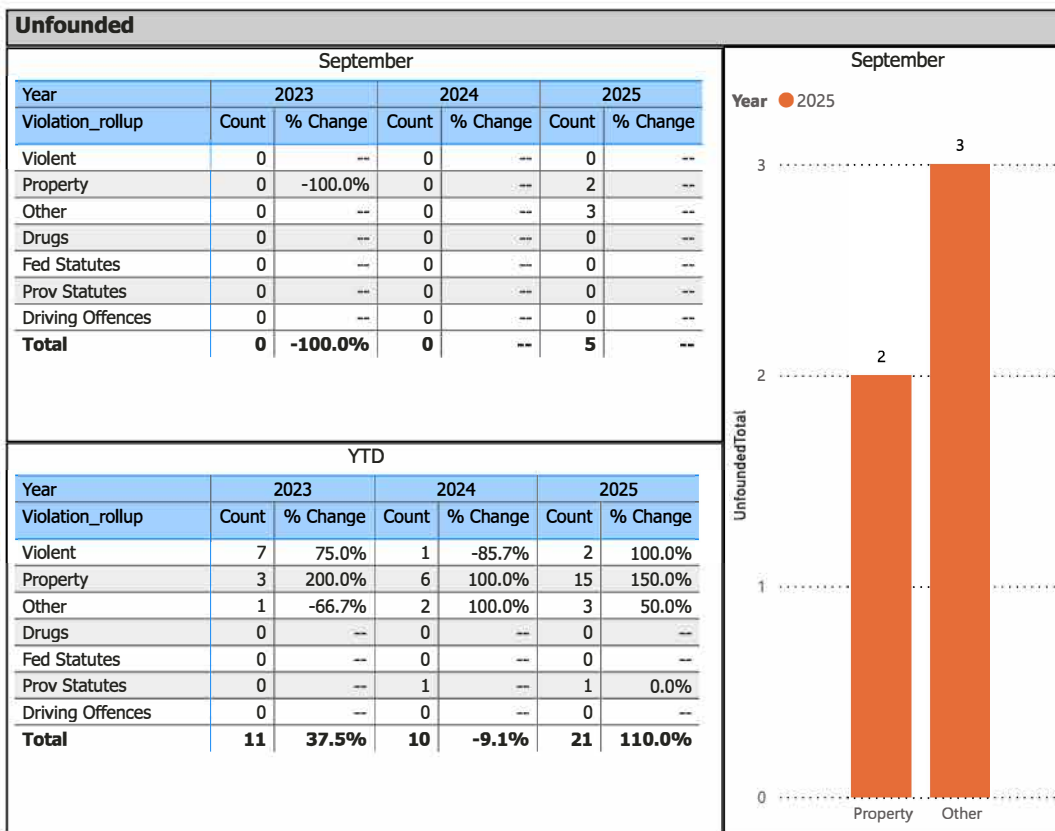


OPP Detachment Board Report Records Management System September 2025



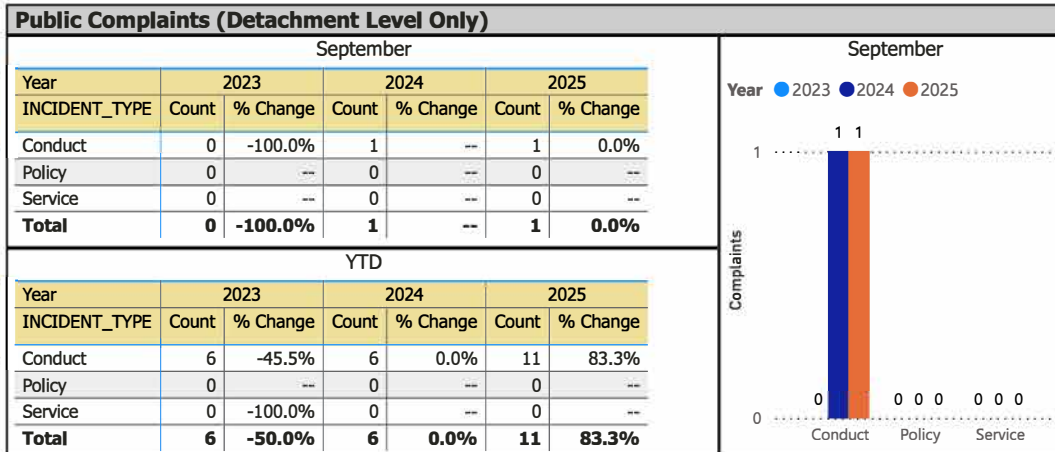


OPP Detachment Board Report
Records Management System
September 2025





OPP Detachment Board Report Records Management System September 2025



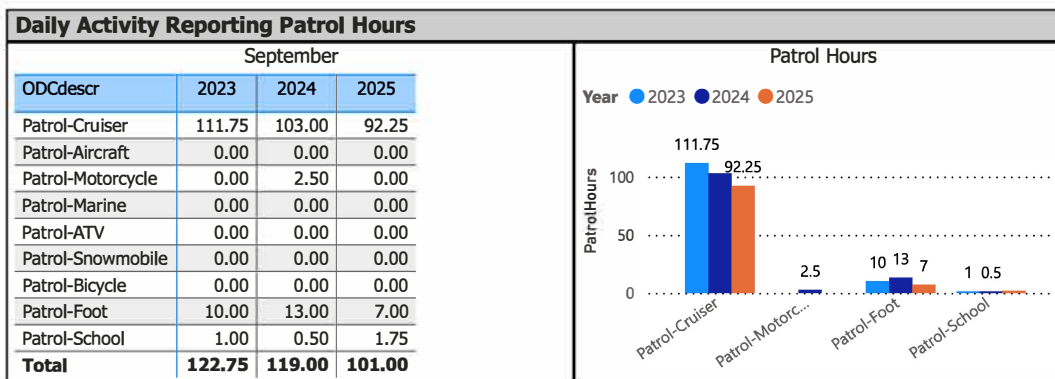
Data source: RMS Data Feed

Ontario Provincial Police, Professional Standards Bureau Commander Reports - File Manager System

Data source date:

14-Oct-2025

Daily Activity Reporting

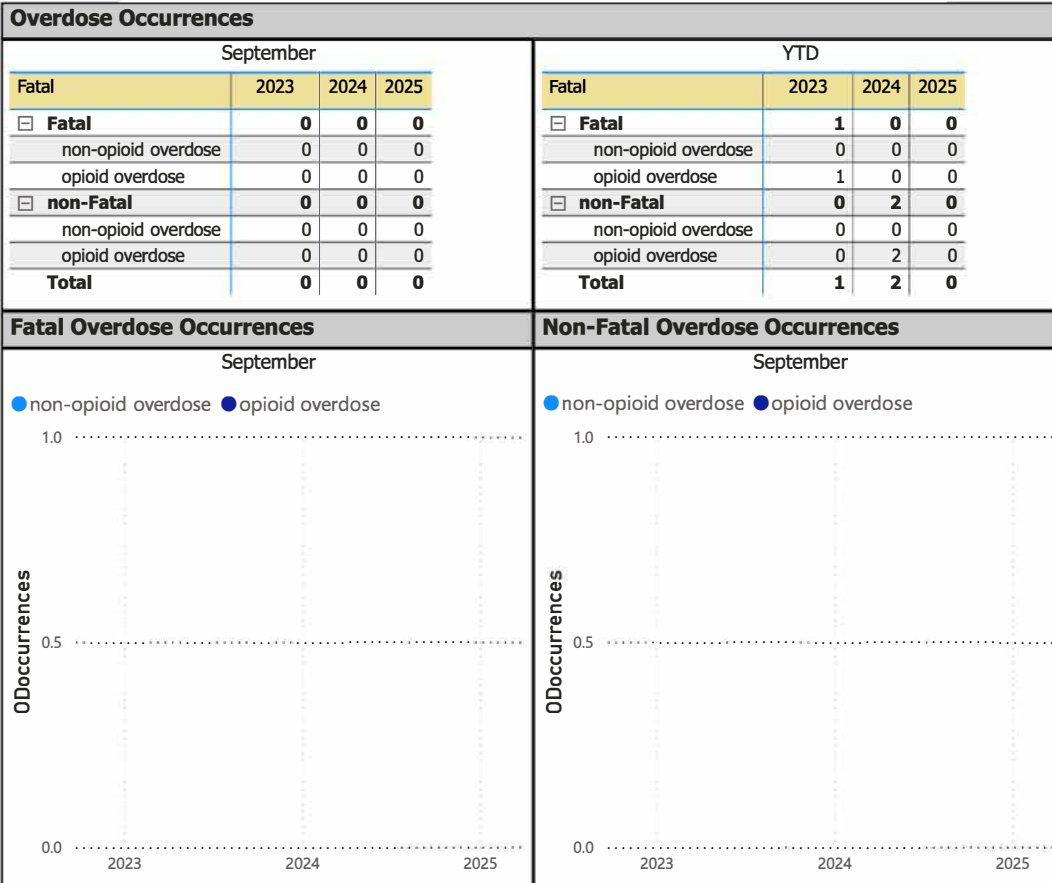


Data source (Daily Activity Reporting System) date:

14-Oct-2025



OPP Detachment Board Report
Records Management System
September 2025





OPP Detachment Board Report Records Management System September 2025

