



Northumberland OPP Detachment Board Report
Township of Alnwick/Haldimand
Collision Reporting System September 2025

Motor Vehicle Collisions by Type						
September						
Year	2023		2024		2025	
CollisionType	Incidents	% Change	Incidents	% Change	Incidents	% Change
Fatal Injury	0	--	2	--	0	-100.0%
Non-Fatal Injury	2	-33.3%	0	-100.0%	2	--
Property Damage Only	4	-66.7%	3	-25.0%	4	33.3%
Total	6	-60.0%	5	-16.7%	6	20.0%
YTD						
Year	2023		2024		2025	
CollisionType	Incidents	% Change	Incidents	% Change	Incidents	% Change
Fatal Injury	1	-66.7%	3	200.0%	0	-100.0%
Non-Fatal Injury	10	-50.0%	14	40.0%	14	0.0%
Property Damage Only	53	-48.5%	57	7.5%	51	-10.5%
Total	64	-49.2%	74	15.6%	65	-12.2%

September

Year ● 2023 ● 2024 ● 2025

CollisionType	2023	2024	2025
Fatal Injury	0	2	0
Non-Fatal Injury	2	0	2
Property Damage Only	4	3	4



OPP Detachment Board Report
Collision Reporting System
September 2025

Fatalities in Detachment Area - Incidents

September									
Type	Motor Vehicle			Motorized Snow Vehicle			Off-Road Vehicle		
Year	Alcohol/Drugs	Incidents	% Change	Alcohol/Drugs	Incidents	% Change	Alcohol/Drugs	Incidents	% Change
2023	0	0	--	0	0	--	0	0	--
2024	1	2	--	0	0	--	0	0	--
2025	0	0	-100.0%	0	0	--	0	0	--

YTD

Type	Motor Vehicle			Motorized Snow Vehicle			Off-Road Vehicle		
Year	Alcohol/Drugs	Incidents	% Change	Alcohol/Drugs	Incidents	% Change	Alcohol/Drugs	Incidents	% Change
2023	0	1	0.0%	0	0	-100.0%	0	0	-100.0%
2024	1	3	200.0%	0	0	--	0	0	--
2025	0	0	-100.0%	0	0	--	0	0	--

Fatalities in Detachment Area - Persons Killed

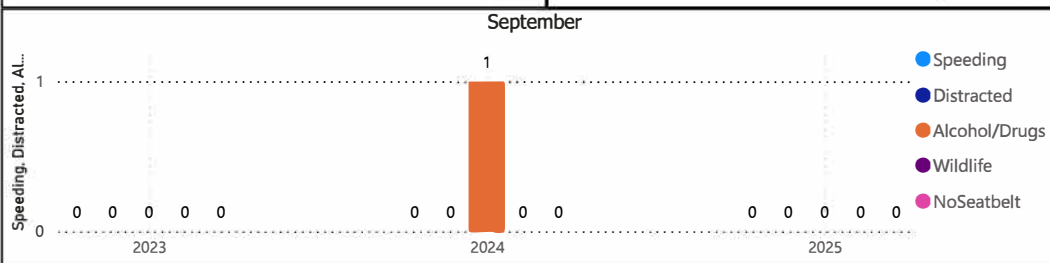
September						
Type	Motor Vehicle		Motorized Snow Vehicle		Off-Road Vehicle	
Year	Persons Killed	% Change	Persons Killed	% Change	Persons Killed	% Change
2023	0	--	0	--	0	--
2024	2	--	0	--	0	--
2025	0	-100.0%	0	--	0	--

YTD

Type	Motor Vehicle		Motorized Snow Vehicle		Off-Road Vehicle	
Year	Persons Killed	% Change	Persons Killed	% Change	Persons Killed	% Change
2023	1	0.0%	0	-100.0%	0	-100.0%
2024	5	400.0%	0	--	0	--
2025	0	-100.0%	0	--	0	--

Primary Causal Factors in Fatal Motor Vehicle Collisions

September				YTD			
	2023	2024	2025		2023	2024	2025
Speeding	0	0	0	Speeding	0	0	0
Speeding % Change	--	--	--	Speeding % Change	--	--	--
Distracted	0	0	0	Distracted	1	0	0
Distracted % Change	--	--	--	Distracted % Change	--	-100.0%	--
Alcohol/Drugs	0	1	0	Alcohol/Drugs	0	1	0
Alcohol/Drugs % Change	--	--	-100.0%	Alcohol/Drugs % Change	-100.0%	--	-100.0%
Wildlife	0	0	0	Wildlife	0	0	0
Wildlife % Change	--	--	--	Wildlife % Change	--	--	--
NoSeatbelt	0	0	0	NoSeatbeltYTD	0	0	0
NoSeatbelt YoY%	--	--	--	NoSeatbeltYTD YoY%	--	--	--



Data source (Collision Reporting System) date:

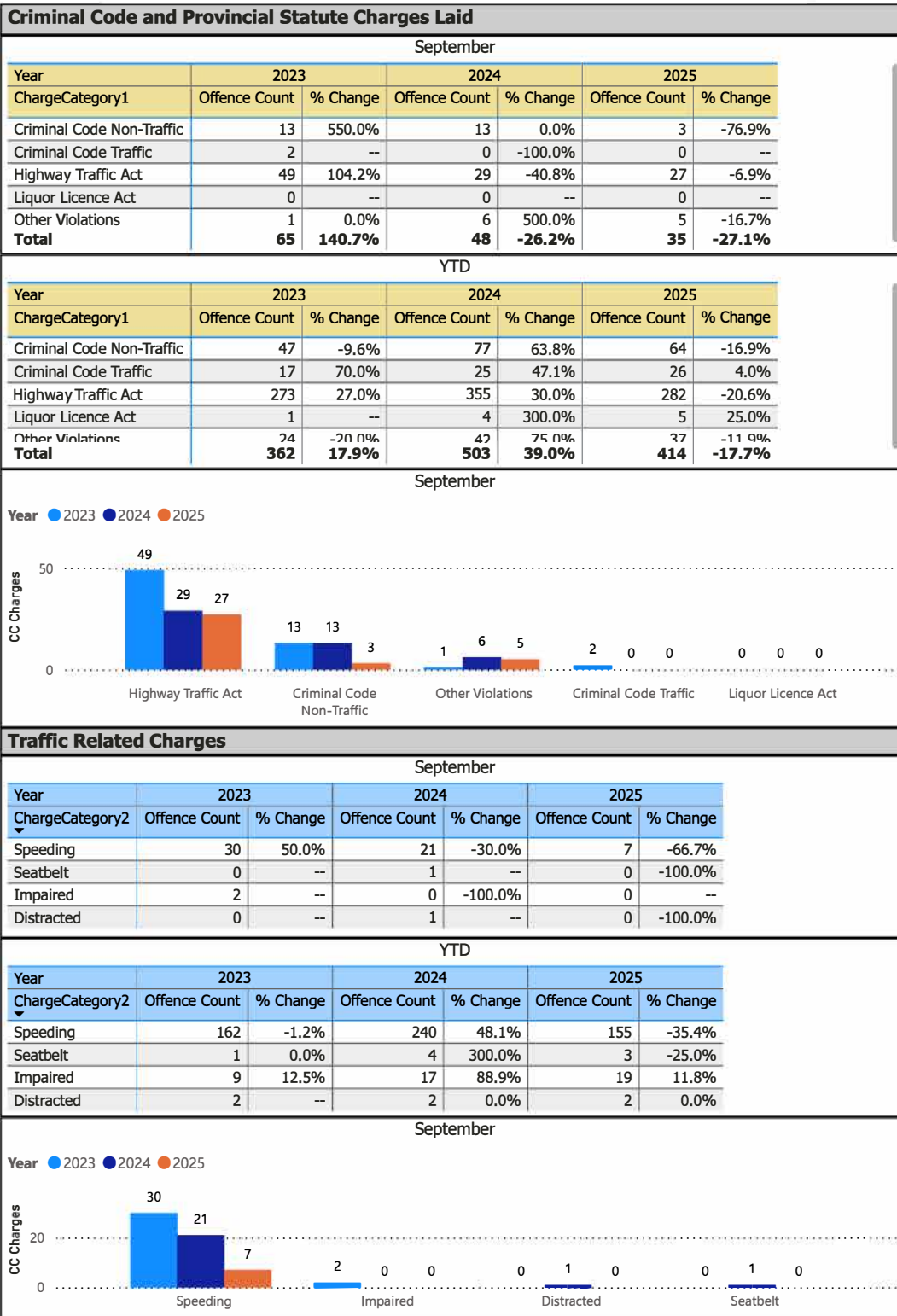
Alnwick-Haldimand

Data source date:

14-Oct-2025



OPP Detachment Board Report
Records Management System
September 2025



Alnwick-Haldimand

Data source date:

14-Oct-25



**OPP Detachment Board Report
Records Management System
September 2025**

eTicketing Warnings

September


Year	2024		2025	
Type	Total	% Change	Total	% Change
Warning	20	-28.6%	13	-35.0%

YTD

Year	2024		2025	
Type	Total	% Change	Total	% Change
Warning	263	34.2%	176	-33.1%

September

Type ● Warning



Note: The eTicketing system was not fully implemented until the end of 2022, therefore data is only available beginning in 2023. % Change in 2023 may appear higher in this report due to the incomplete 2022 data.



**OPP Detachment Board Report
Records Management System
September 2025**

Violent Crime

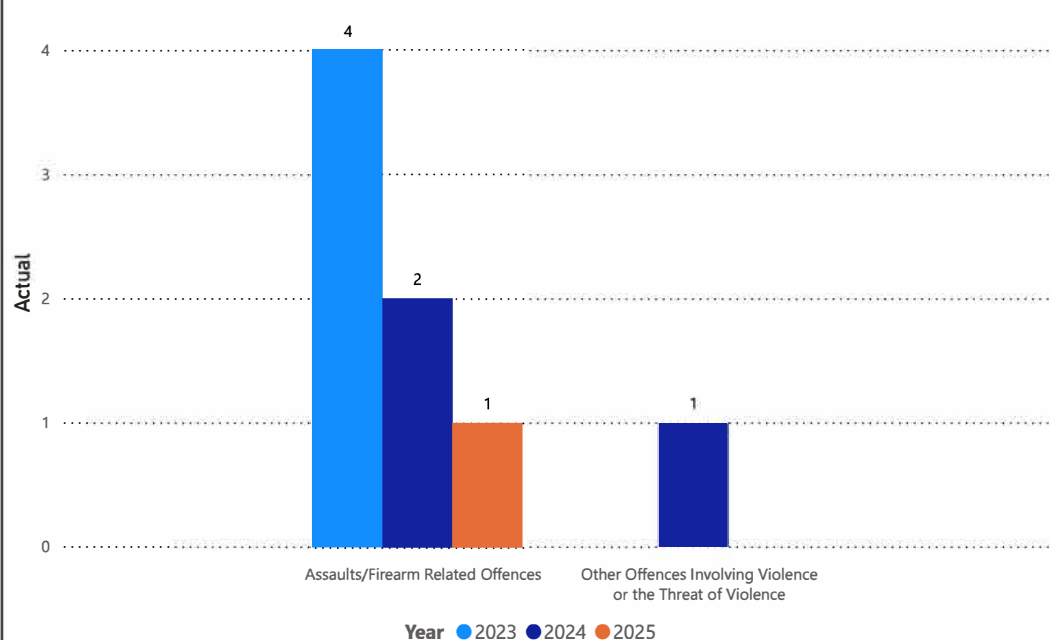
September

Year	2023		2024		2025	
ViolationGrp	Actual	% Change	Actual	% Change	Actual	% Change
Homicides	0	---	0	---	0	---
Other Offences Causing Death	0	---	0	---	0	---
Attempted Murder	0	---	0	---	0	---
Sexual Offences	0	---	0	---	0	---
Assaults/Firearm Related Offences	4	---	2	-50.0%	1	-50.0%
Offences Resulting in the Deprivation of Freedom	0	---	0	---	0	---
Robbery	0	---	0	---	0	---
Other Offences Involving Violence or the Threat of Violence	0	-100.0%	1	---	0	-100.0%
Offences in Relation to Sexual Services	0	---	0	---	0	---
Total	4	100.0%	3	-25.0%	1	-66.7%

YTD

Year	2023		2024		2025	
ViolationGrp	Actual	% Change	Actual	% Change	Actual	% Change
Homicides	0	---	0	---	0	---
Other Offences Causing Death	0	---	0	---	0	---
Attempted Murder	0	---	0	---	0	---
Sexual Offences	4	-20.0%	4	0.0%	4	0.0%
Assaults/Firearm Related Offences	17	13.3%	16	-5.9%	20	25.0%
Offences Resulting in the Deprivation of Freedom	0	---	0	---	0	---
Robbery	0	---	0	---	0	---
Other Offences Involving Violence or the Threat of Violence	5	25.0%	10	100.0%	9	-10.0%
Offences in Relation to Sexual Services	0	---	0	---	0	---
Total	26	8.3%	30	15.4%	33	10.0%

September



Alnwick-Haldimand

Data source date:

14-Oct-2025



OPP Detachment Board Report
Records Management System
September 2025

Property Crime

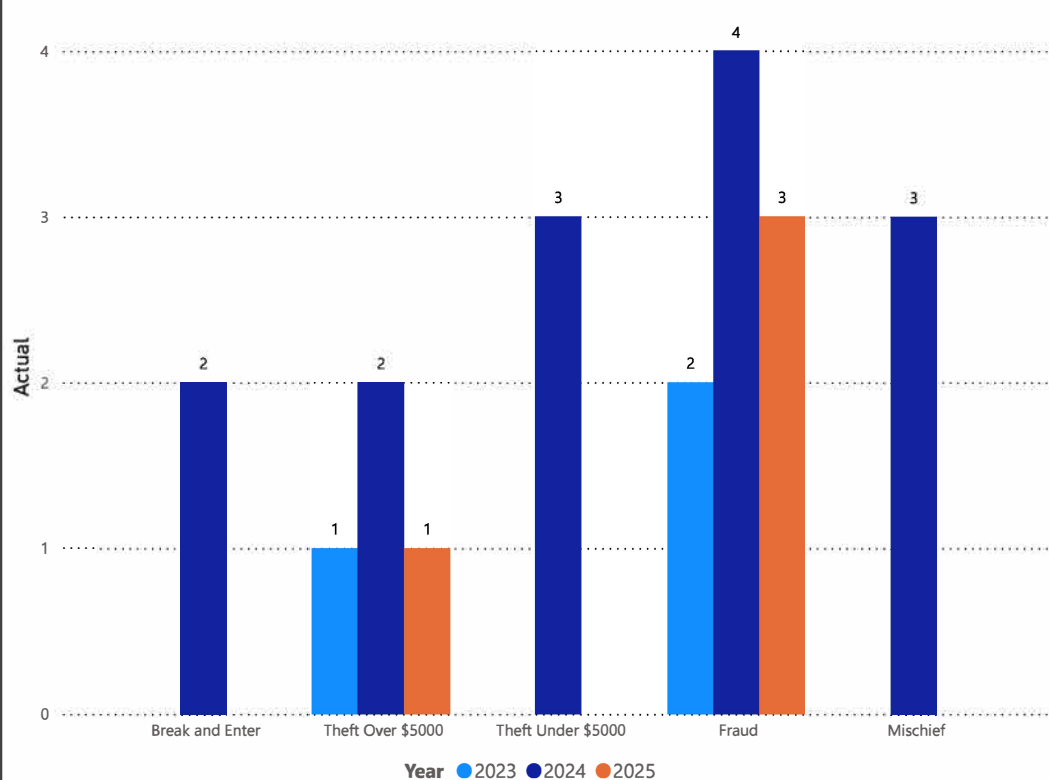
September

Year	2023		2024		2025	
ViolationGrp	Actual	% Change	Actual	% Change	Actual	% Change
Arson	0	--	0	--	0	--
Break and Enter	0	-100.0%	2	--	0	-100.0%
Theft Over \$5000	1	0.0%	2	100.0%	1	-50.0%
Theft Under \$5000	0	--	3	--	0	-100.0%
Possession/Trafficking Stolen Goods	0	--	0	--	0	--
Fraud	2	100.0%	4	100.0%	3	-25.0%
Mischief	0	-100.0%	3	--	0	-100.0%
Total	3	-25.0%	14	366.7%	4	-71.4%

YTD

Year	2023		2024		2025	
ViolationGrp	Actual	% Change	Actual	% Change	Actual	% Change
Arson	1	--	0	-100.0%	0	--
Break and Enter	4	-20.0%	5	25.0%	1	-80.0%
Theft Over \$5000	6	20.0%	4	-33.3%	5	25.0%
Theft Under \$5000	12	0.0%	10	-16.7%	9	-10.0%
Possession/Trafficking Stolen Goods	0	-100.0%	1	--	1	0.0%
Fraud	20	42.9%	22	10.0%	12	-45.5%
Mischief	6	20.0%	14	133.3%	6	-57.1%
Total	49	14.0%	56	14.3%	34	-39.3%

September



Alnwick-Haldimand

Data source date:

14-Oct-2025



OPP Detachment Board Report
Records Management System
September 2025

Drug Crime

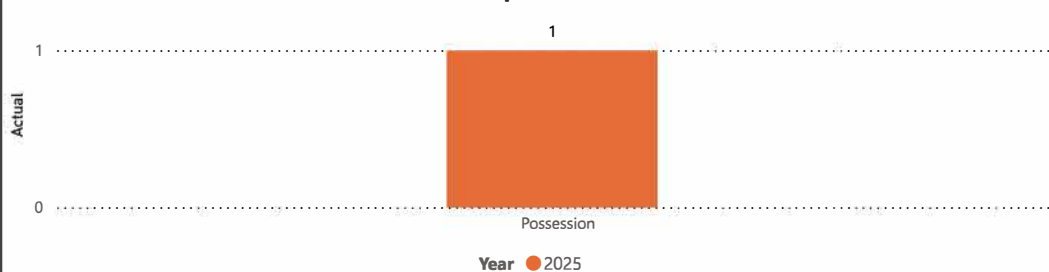
September

Year	2023		2024		2025	
ViolationGrp	Actual	% Change	Actual	% Change	Actual	% Change
Possession	0	--	0	--	1	--
Trafficking	0	--	0	--	0	--
Importation & Production	0	--	0	--	0	--
Cannabis Possession	0	--	0	--	0	--
Cannabis Distribution	0	--	0	--	0	--
Cannabis Sale	0	--	0	--	0	--
Cannabis Importation & Exportation	0	--	0	--	0	--
Cannabis Production	0	--	0	--	0	--
Other Cannabis Violations	0	--	0	--	0	--
Total	0	--	0	--	1	--

YTD

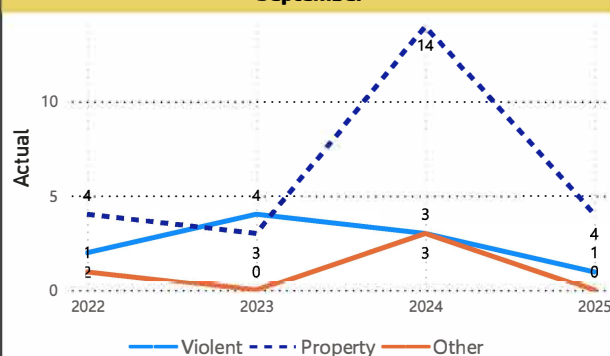
Year	2023		2024		2025	
ViolationGrp	Actual	% Change	Actual	% Change	Actual	% Change
Possession	0	-100.0%	0	--	1	--
Trafficking	1	--	0	-100.0%	0	--
Importation & Production	0	--	0	--	0	--
Cannabis Possession	0	--	0	--	0	--
Cannabis Distribution	0	--	0	--	0	--
Cannabis Sale	0	--	0	--	0	--
Cannabis Importation & Exportation	0	--	0	--	0	--
Cannabis Production	0	--	0	--	0	--
Other Cannabis Violations	0	--	0	--	0	--
Total	1	0.0%	0	-100.0%	1	--

September



Top 3 Violation Types

September



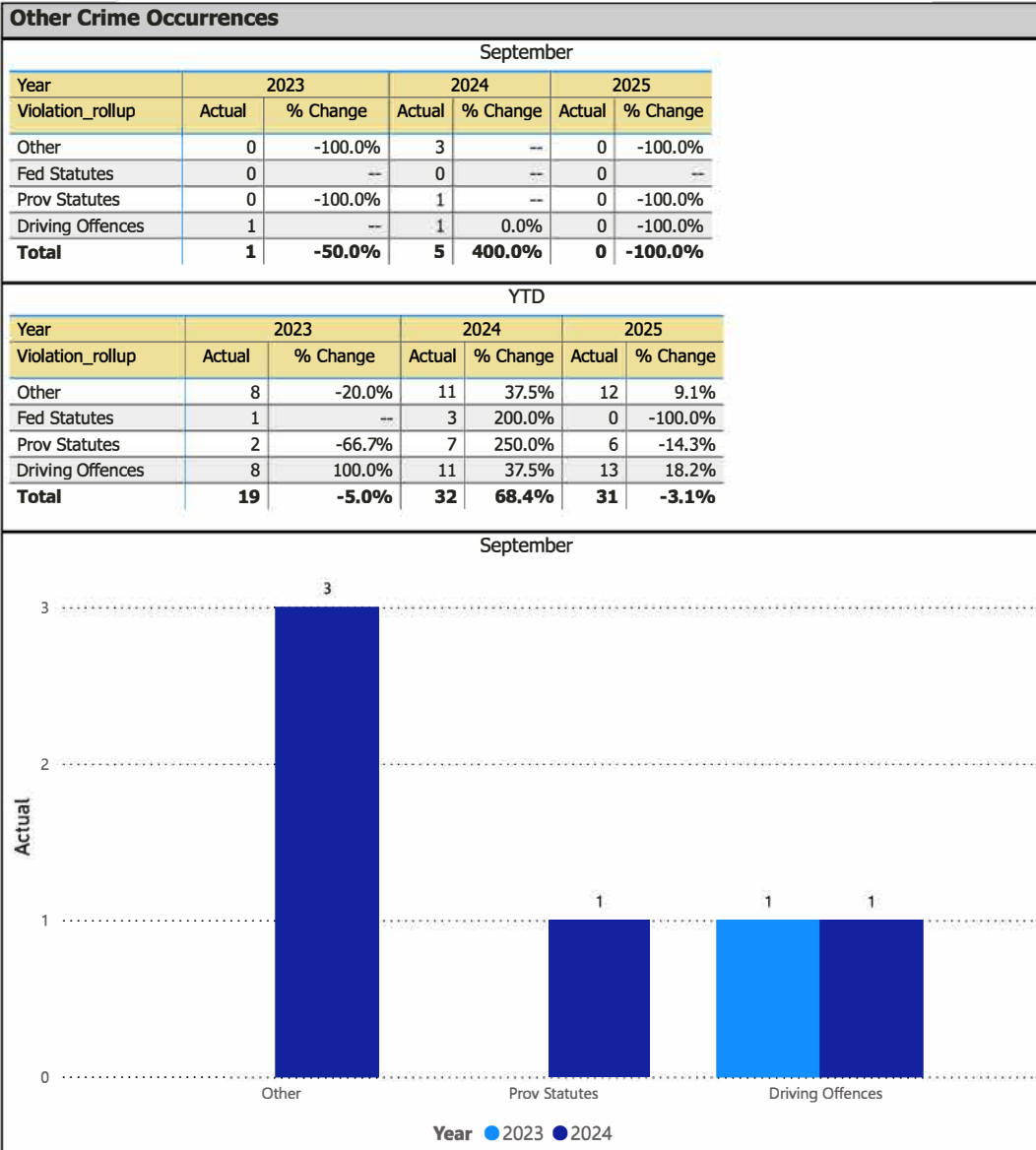
Top 5 Violation Groups

September

ViolationGrp	2022	2023	2024	2025	Total
Fraud	1	2	4	3	10
Assaults/Firearm Related Offences	0	4	2	1	7
Theft Over \$5000	1	1	2	1	5
Mischief	1	0	3	0	4
Other Offences Involving Violence or the Threat of Violence	2	0	1	0	3
Break and Enter	1	0	2	0	3



OPP Detachment Board Report Records Management System September 2025





OPP Detachment Board Report
Records Management System
September 2025

Clearance Rate

September

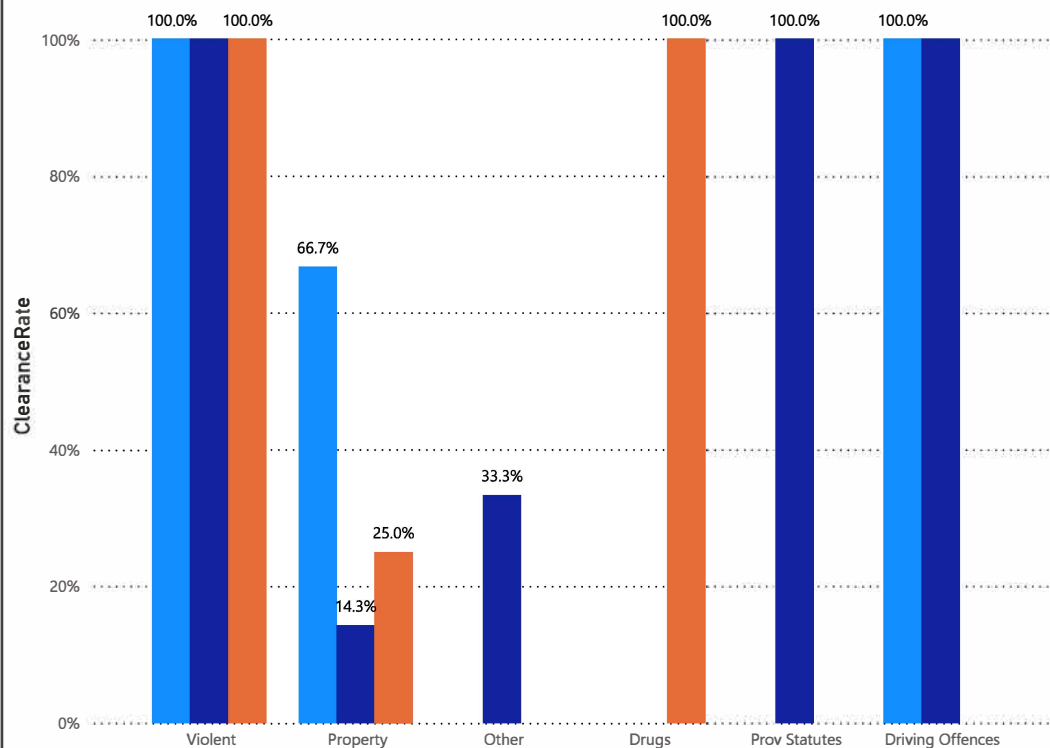
Year	2023		2024		2025	
	%	% Change	%	% Change	%	% Change
Violent	100.0%	--	100.0%	0.0%	100.0%	0.0%
Property	66.7%	--	14.3%	-78.6%	25.0%	75.0%
Other		-100.0%	33.3%	--		-100.0%
Drugs					100.0%	--
Fed Statutes						
Prov Statutes		-100.0%	100.0%	--		-100.0%
Driving Offences	100.0%	--	100.0%	0.0%		-100.0%

YTD

Year	2023		2024		2025	
	%	% Change	%	% Change	%	% Change
Violation_rollup						
Violent	76.9%	31.9%	86.7%	12.7%	60.6%	-30.1%
Property	18.4%	31.6%	14.3%	-22.2%	20.6%	44.1%
Other	75.0%	150.0%	54.5%	-27.3%	66.7%	22.2%
Drugs	0.0%	-100.0%		--	100.0%	--
Fed Statutes	100.0%	--	100.0%	0.0%		-100.0%
Prov Statutes	100.0%	20.0%	100.0%	0.0%	66.7%	-33.3%
Driving Offences	100.0%	0.0%	100.0%	0.0%	84.6%	-15.4%

September

Year ● 2023 ● 2024 ● 2025



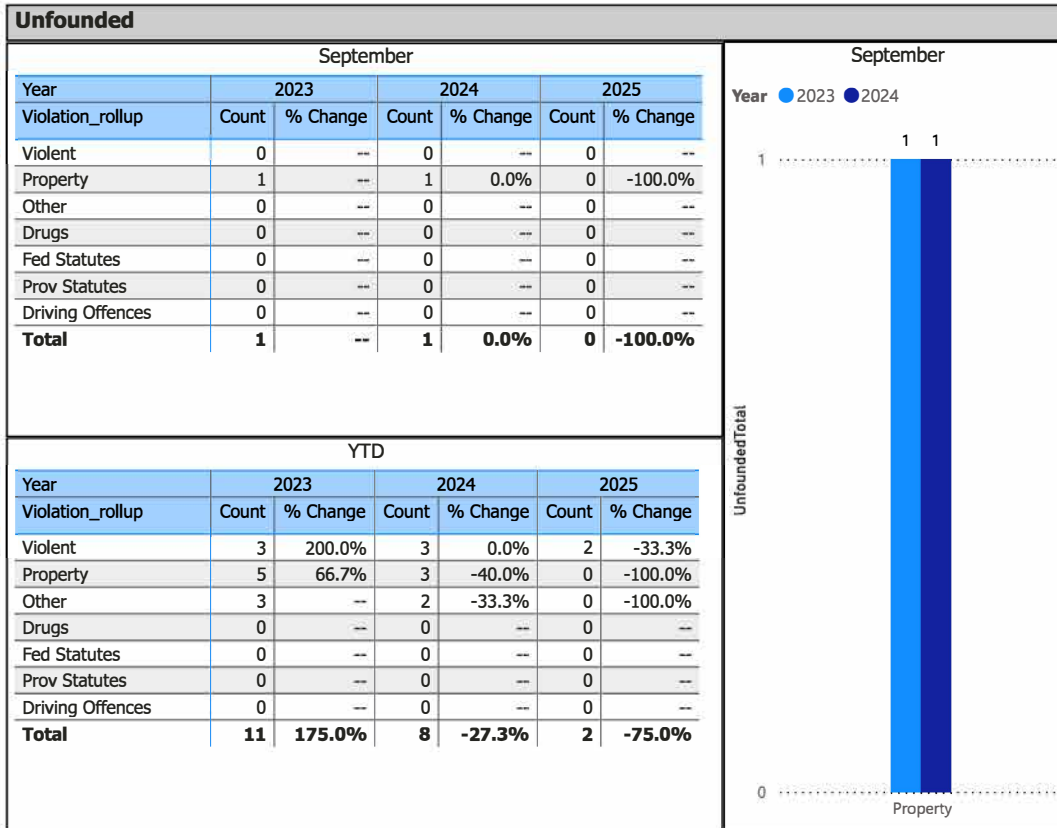
Alnwick-Haldimand

Data source date:

14-Oct-2025

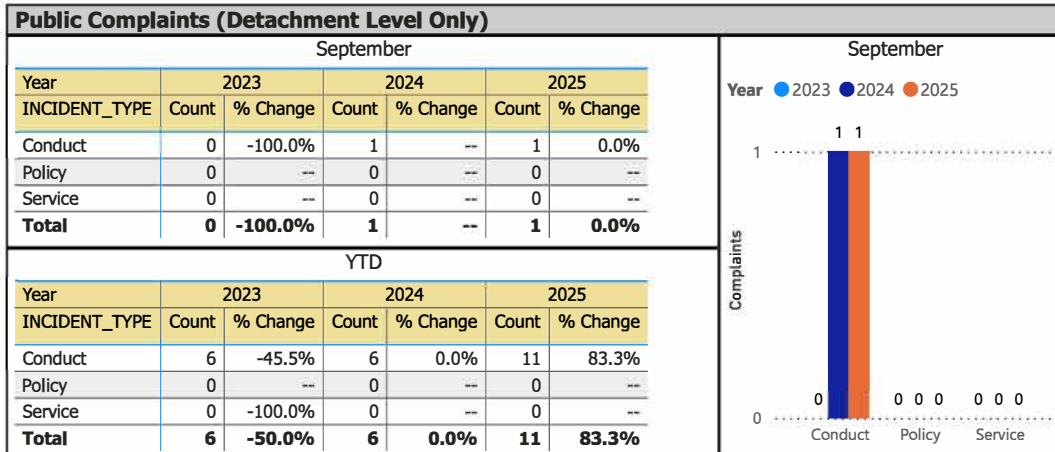


OPP Detachment Board Report
Records Management System
September 2025





OPP Detachment Board Report Records Management System September 2025



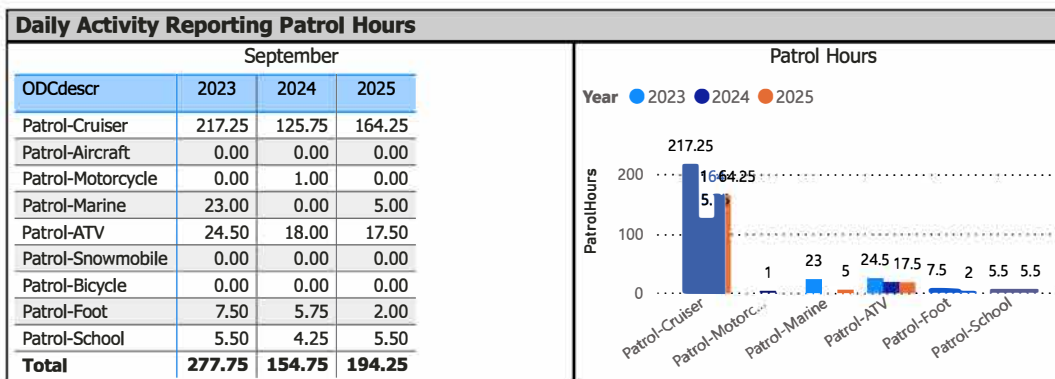
Data source: RMS Data Feed

Ontario Provincial Police, Professional Standards Bureau Commander Reports - File Manager System

Data source date:

14-Oct-2025

Daily Activity Reporting



Data source (Daily Activity Reporting System) date:

14-Oct-2025

Data source date:

14-Oct-2025



OPP Detachment Board Report
Records Management System
September 2025

Overdose Occurrences							
September				YTD			
Fatal	2023	2024	2025	Fatal	2023	2024	2025
<input type="checkbox"/> Fatal	0	0	0	<input type="checkbox"/> Fatal	1	0	0
non-opioid overdose	0	0	0	non-opioid overdose	1	0	0
opioid overdose	0	0	0	opioid overdose	0	0	0
<input type="checkbox"/> non-Fatal	0	0	0	<input type="checkbox"/> non-Fatal	0	0	0
non-opioid overdose	0	0	0	non-opioid overdose	0	0	0
opioid overdose	0	0	0	opioid overdose	0	0	0
Total	0	0	0	Total	1	0	0

Fatal Overdose Occurrences				Non-Fatal Overdose Occurrences			
September				September			



OPP Detachment Board Report Records Management System September 2025

