



**Northumberland OPP Detachment Board Report**  
**Alderville First Nation**  
**Collision Reporting System September 2025**

Motor Vehicle Collisions by Type						
September						
Year	2023		2024		2025	
CollisionType	Incidents	% Change	Incidents	% Change	Incidents	% Change
Fatal Injury	0	--	0	--	0	--
Non-Fatal Injury	1	--	0	-100.0%	0	--
Property Damage Only	1	--	1	0.0%	0	-100.0%
Total	2	--	1	-50.0%	0	-100.0%
YTD						
Year	2023		2024		2025	
CollisionType	Incidents	% Change	Incidents	% Change	Incidents	% Change
Fatal Injury	0	--	0	--	1	--
Non-Fatal Injury	1	--	3	200.0%	3	0.0%
Property Damage Only	6	200.0%	9	50.0%	3	-66.7%
Total	7	250.0%	12	71.4%	7	-41.7%

September

Year ● 2023 ● 2024 ● 2025

CollisionType	2023	2024	2025
Fatal Injury	0	0	0
Non-Fatal Injury	1	1	0
Property Damage Only	0	0	0



OPP Detachment Board Report  
Collision Reporting System  
September 2025

Fatalities in Detachment Area - Incidents

September									
Type	Motor Vehicle			Motorized Snow Vehicle			Off-Road Vehicle		
Year	Alcohol/Drugs	Incidents	% Change	Alcohol/Drugs	Incidents	% Change	Alcohol/Drugs	Incidents	% Change
2023	0	0	--	0	0	--	0	0	--
2024	0	0	--	0	0	--	0	0	--
2025	0	0	--	0	0	--	0	0	--

YTD

Type	Motor Vehicle			Motorized Snow Vehicle			Off-Road Vehicle		
Year	Alcohol/Drugs	Incidents	% Change	Alcohol/Drugs	Incidents	% Change	Alcohol/Drugs	Incidents	% Change
2023	0	0	--	0	0	--	0	0	--
2024	0	0	--	0	0	--	0	0	--
2025	0	1	--	0	0	--	0	0	--

Fatalities in Detachment Area - Persons Killed

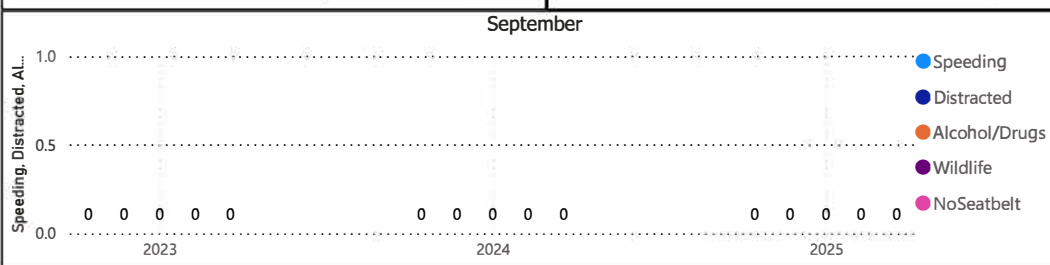
September						
Type	Motor Vehicle		Motorized Snow Vehicle		Off-Road Vehicle	
Year	Persons Killed	% Change	Persons Killed	% Change	Persons Killed	% Change
2023	0	--	0	--	0	--
2024	0	--	0	--	0	--
2025	0	--	0	--	0	--

YTD

Type	Motor Vehicle		Motorized Snow Vehicle		Off-Road Vehicle	
Year	Persons Killed	% Change	Persons Killed	% Change	Persons Killed	% Change
2023	0	--	0	--	0	--
2024	0	--	0	--	0	--
2025	1	--	0	--	0	--

Primary Causal Factors in Fatal Motor Vehicle Collisions

September				YTD			
	2023	2024	2025		2023	2024	2025
Speeding	0	0	0	Speeding	0	0	1
Speeding % Change	--	--	--	Speeding % Change	--	--	--
Distracted	0	0	0	Distracted	0	0	0
Distracted % Change	--	--	--	Distracted % Change	--	--	--
Alcohol/Drugs	0	0	0	Alcohol/Drugs	0	0	0
Alcohol/Drugs % Change	--	--	--	Alcohol/Drugs % Change	--	--	--
Wildlife	0	0	0	Wildlife	0	0	0
Wildlife % Change	--	--	--	Wildlife % Change	--	--	--
NoSeatbelt	0	0	0	NoSeatbeltYTD	0	0	0
NoSeatbelt YoY%	--	--	--	NoSeatbeltYTD YoY%	--	--	--



Data source (Collision Reporting System) date:



# OPP Detachment Board Report Records Management System September 2025

## Criminal Code and Provincial Statute Charges Laid

September

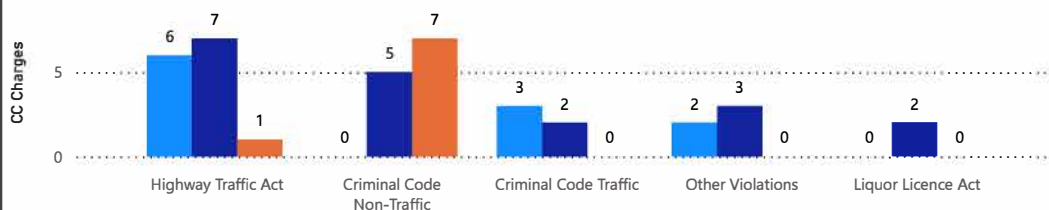
Year	2023		2024		2025	
ChargeCategory1	Offence Count	% Change	Offence Count	% Change	Offence Count	% Change
Criminal Code Non-Traffic	0	--	5	--	7	40.0%
Criminal Code Traffic	3	--	2	-33.3%	0	-100.0%
Highway Traffic Act	6	-33.3%	7	16.7%	1	-85.7%
Liquor Licence Act	0	--	2	--	0	-100.0%
Other Violations	2	--	3	50.0%	0	-100.0%
<b>Total</b>	<b>11</b>	<b>22.2%</b>	<b>19</b>	<b>72.7%</b>	<b>8</b>	<b>-57.9%</b>

YTD

Year	2023		2024		2025	
ChargeCategory1	Offence Count	% Change	Offence Count	% Change	Offence Count	% Change
Criminal Code Non-Traffic	15	50.0%	16	6.7%	25	56.3%
Criminal Code Traffic	5	--	3	-40.0%	3	0.0%
Highway Traffic Act	39	-40.9%	60	53.8%	53	-11.7%
Liquor Licence Act	2	100.0%	3	50.0%	0	-100.0%
Other Violations	7	60.0%	6	-14.3%	3	-50.0%
<b>Total</b>	<b>68</b>	<b>-12.8%</b>	<b>88</b>	<b>29.4%</b>	<b>84</b>	<b>-4.5%</b>

September

Year ● 2023 ● 2024 ● 2025



## Traffic Related Charges

September

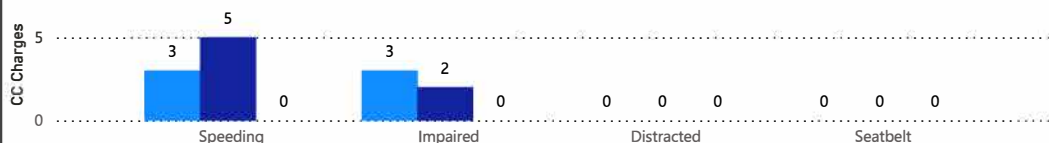
Year	2023		2024		2025	
ChargeCategory2	Offence Count	% Change	Offence Count	% Change	Offence Count	% Change
Speeding	3	-66.7%	5	66.7%	0	-100.0%
Seatbelt	0	--	0	--	0	--
Impaired	3	--	2	-33.3%	0	-100.0%
Distracted	0	--	0	--	0	--

YTD

Year	2023		2024		2025	
ChargeCategory2	Offence Count	% Change	Offence Count	% Change	Offence Count	% Change
Speeding	21	-61.1%	42	100.0%	47	11.9%
Seatbelt	1	--	1	0.0%	0	-100.0%
Impaired	5	--	2	-60.0%	2	0.0%
Distracted	0	--	0	--	0	--

September

Year ● 2023 ● 2024 ● 2025





**OPP Detachment Board Report  
Records Management System  
September 2025**

**eTicketing Warnings**

September


Year	2024		2025	
Type	Total	% Change	Total	% Change
Warning	4	-20.0%	0	-100.0%

YTD

Year	2024		2025	
Type	Total	% Change	Total	% Change
Warning	39	18.2%	33	-15.4%

September

Type ● Warning



*Note: The eTicketing system was not fully implemented until the end of 2022, therefore data is only available beginning in 2023. % Change in 2023 may appear higher in this report due to the incomplete 2022 data.*



# OPP Detachment Board Report Records Management System September 2025

## Violent Crime

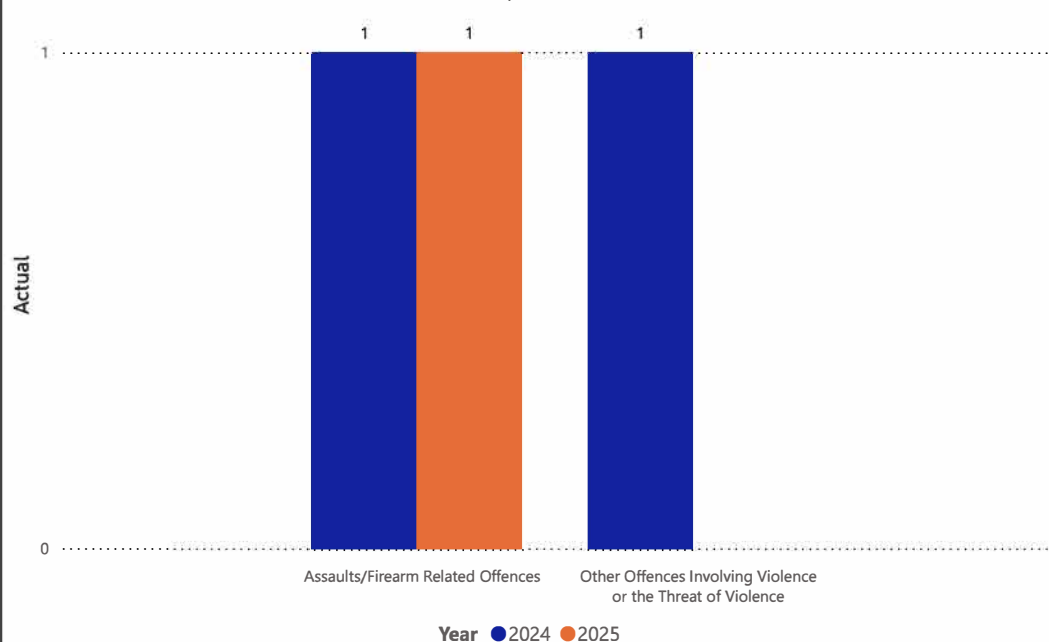
September

Year	2023		2024		2025	
ViolationGrp	Actual	% Change	Actual	% Change	Actual	% Change
Homicides	0	---	0	---	0	---
Other Offences Causing Death	0	---	0	---	0	---
Attempted Murder	0	---	0	---	0	---
Sexual Offences	0	---	0	---	0	---
Assaults/Firearm Related Offences	0	---	1	---	1	0.0%
Offences Resulting in the Deprivation of Freedom	0	---	0	---	0	---
Robbery	0	---	0	---	0	---
Other Offences Involving Violence or the Threat of Violence	0	---	1	---	0	-100.0%
Offences in Relation to Sexual Services	0	---	0	---	0	---
<b>Total</b>	<b>0</b>		<b>2</b>		<b>1</b>	<b>-50.0%</b>

YTD

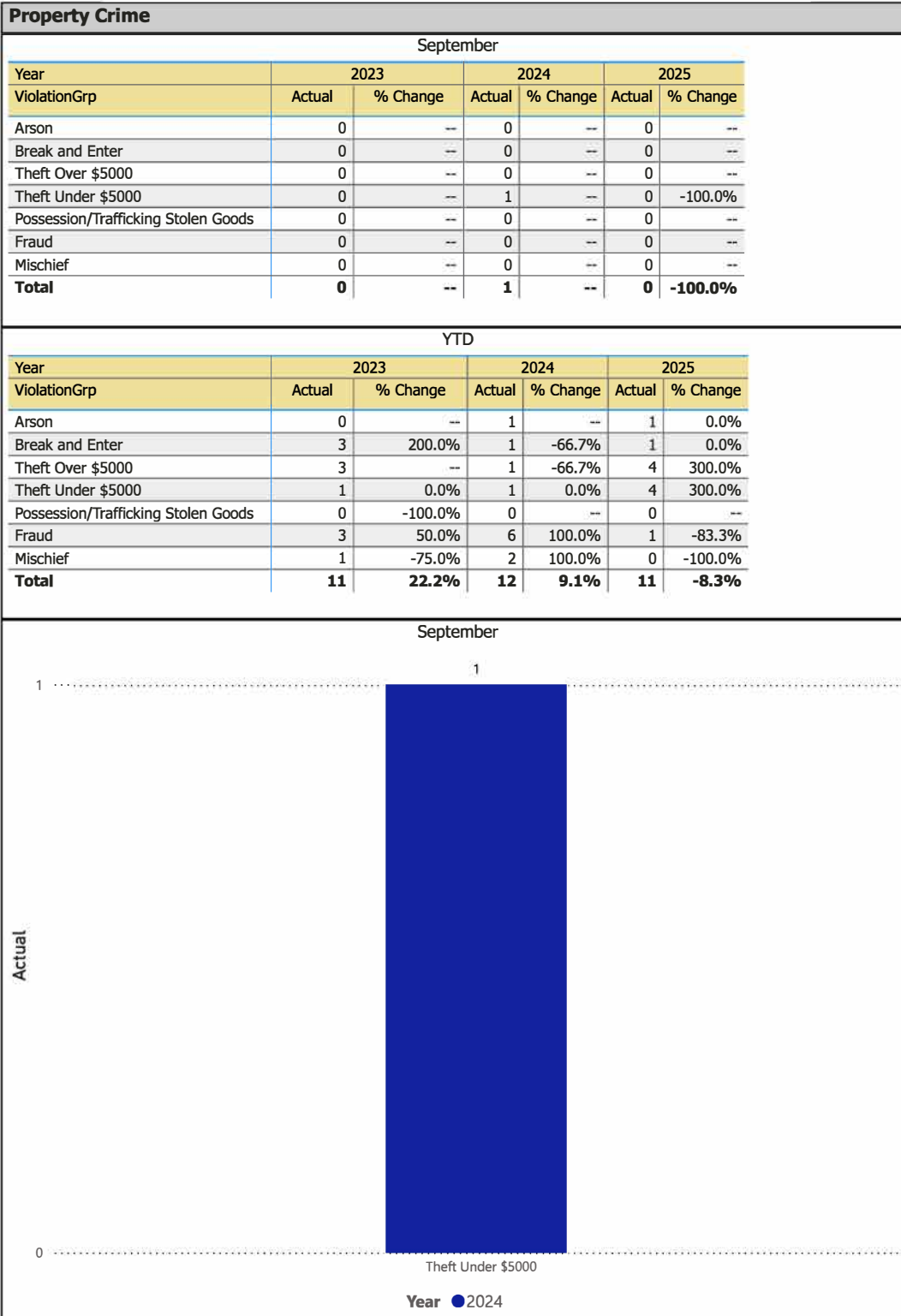
Year	2023		2024		2025	
ViolationGrp	Actual	% Change	Actual	% Change	Actual	% Change
Homicides	0	---	0	---	0	---
Other Offences Causing Death	0	---	0	---	0	---
Attempted Murder	1	---	0	-100.0%	0	---
Sexual Offences	0	-100.0%	0	---	0	---
Assaults/Firearm Related Offences	4	33.3%	3	-25.0%	6	100.0%
Offences Resulting in the Deprivation of Freedom	0	---	0	---	0	---
Robbery	0	---	0	---	0	---
Other Offences Involving Violence or the Threat of Violence	5	---	2	-60.0%	0	-100.0%
Offences in Relation to Sexual Services	0	---	0	---	0	---
<b>Total</b>	<b>10</b>	<b>150.0%</b>	<b>5</b>	<b>-50.0%</b>	<b>6</b>	<b>20.0%</b>

September





OPP Detachment Board Report  
Records Management System  
September 2025



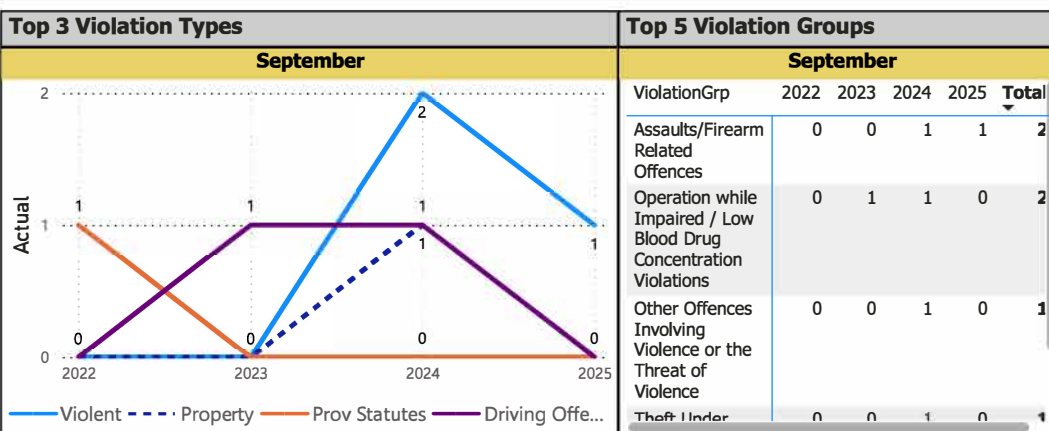


OPP Detachment Board Report  
Records Management System  
September 2025

Drug Crime						
September						
Year	2023		2024		2025	
ViolationGrp	Actual	% Change	Actual	% Change	Actual	% Change
Possession	0	--	0	--	0	--
Trafficking	0	--	0	--	0	--
Importation & Production	0	--	0	--	0	--
Cannabis Possession	0	--	0	--	0	--
Cannabis Distribution	0	--	0	--	0	--
Cannabis Sale	0	--	0	--	0	--
Cannabis Importation & Exportation	0	--	0	--	0	--
Cannabis Production	0	--	0	--	0	--
Other Cannabis Violations	0	--	0	--	0	--
Total	0	--	0	--	0	--

YTD						
Year	2023		2024		2025	
ViolationGrp	Actual	% Change	Actual	% Change	Actual	% Change
Possession	1	--	0	-100.0%	0	--
Trafficking	0	--	0	--	0	--
Importation & Production	0	--	0	--	0	--
Cannabis Possession	0	--	0	--	0	--
Cannabis Distribution	0	--	0	--	0	--
Cannabis Sale	0	--	0	--	0	--
Cannabis Importation & Exportation	0	--	0	--	0	--
Cannabis Production	0	--	0	--	0	--
Other Cannabis Violations	0	--	0	--	0	--
Total	1	--	0	-100.0%	0	--

No Data for selected filters



Detachment: 1F - NORTHUMBERLAND (Cobourg)

Location code(s): 1F70 - ALDERVILLE FN



OPP Detachment Board Report  
Records Management System  
September 2025

Other Crime Occurrences

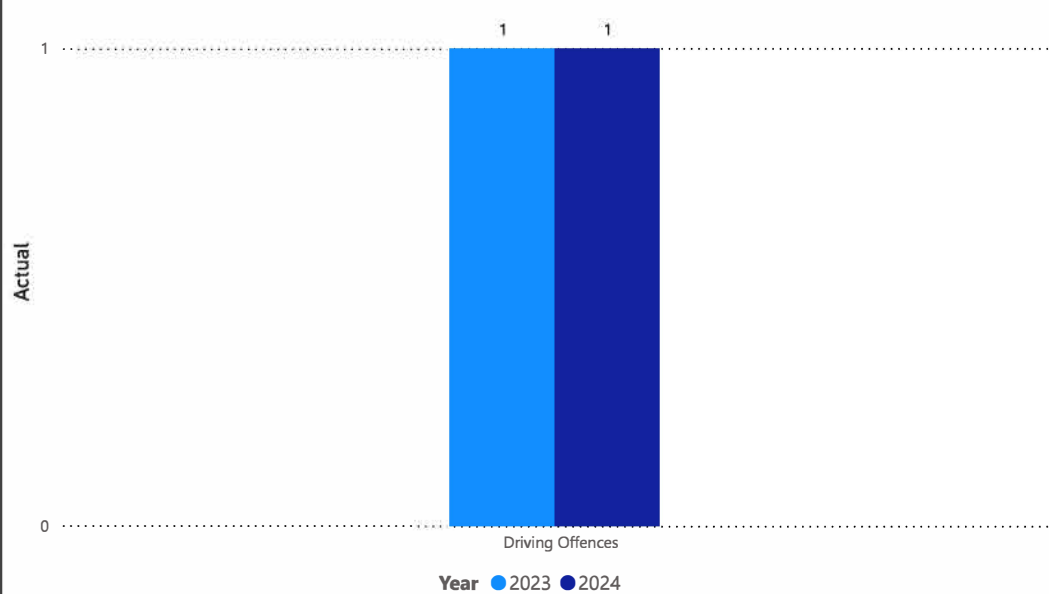
September

Year	2023		2024		2025	
Violation_rollup	Actual	% Change	Actual	% Change	Actual	% Change
Other	0	--	0	--	0	--
Fed Statutes	0	--	0	--	0	--
Prov Statutes	0	-100.0%	0	--	0	--
Driving Offences	1	--	1	0.0%	0	-100.0%
<b>Total</b>	<b>1</b>	<b>0.0%</b>	<b>1</b>	<b>0.0%</b>	<b>0</b>	<b>-100.0%</b>

YTD

Year	2023		2024		2025	
Violation_rollup	Actual	% Change	Actual	% Change	Actual	% Change
Other	2	100.0%	1	-50.0%	3	200.0%
Fed Statutes	0	--	0	--	0	--
Prov Statutes	4	33.3%	2	-50.0%	1	-50.0%
Driving Offences	2	--	2	0.0%	2	0.0%
<b>Total</b>	<b>8</b>	<b>100.0%</b>	<b>5</b>	<b>-37.5%</b>	<b>6</b>	<b>20.0%</b>

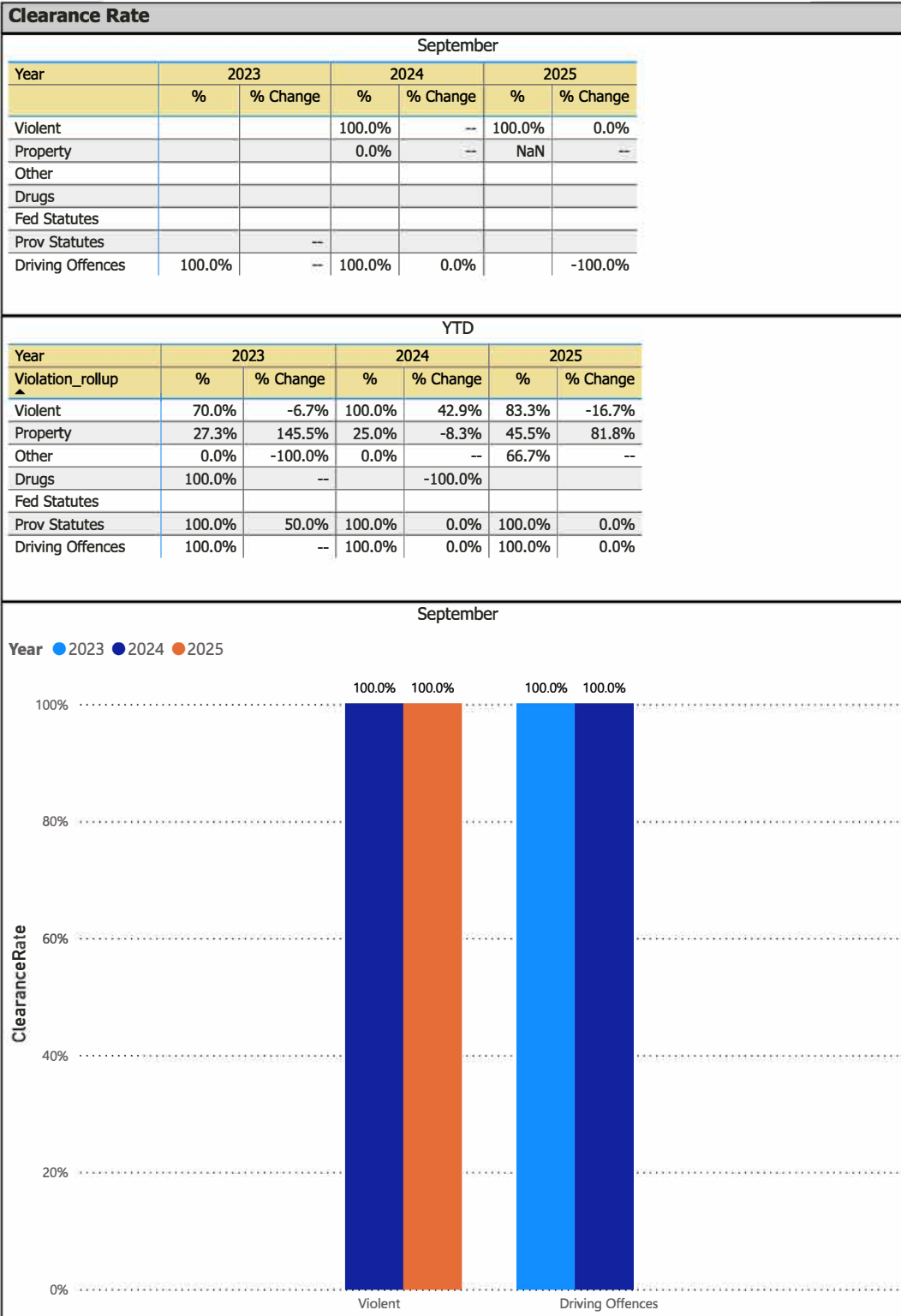
September





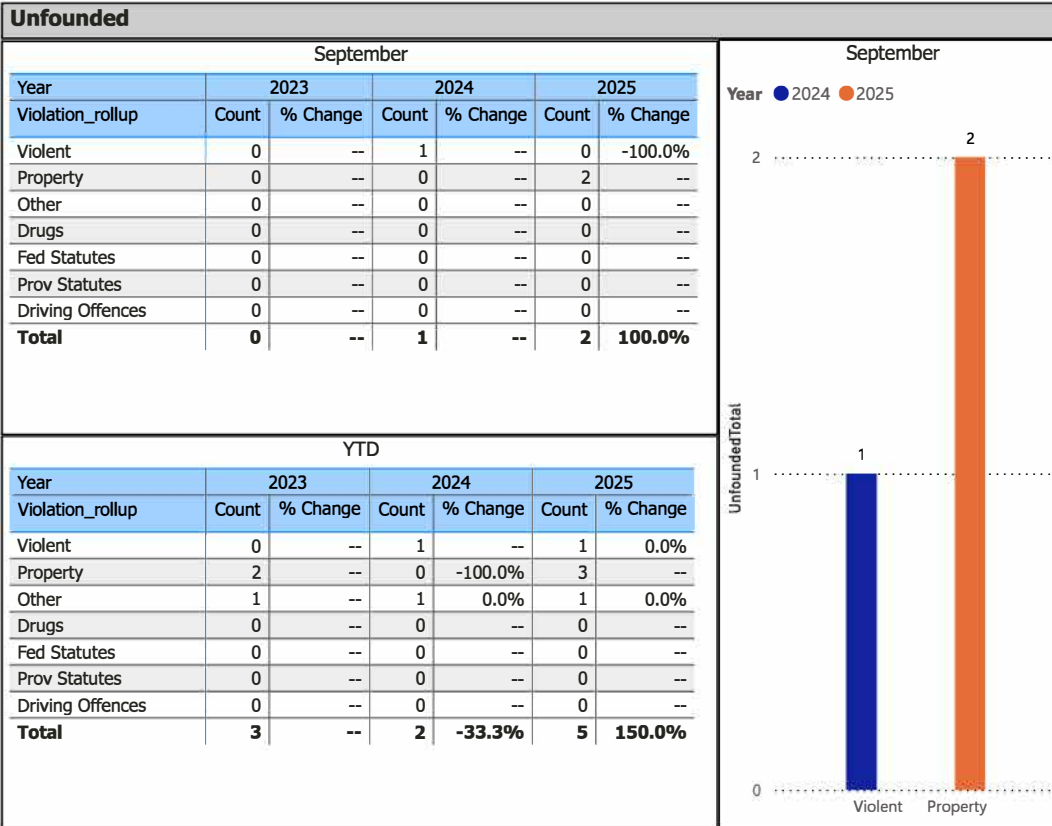


OPP Detachment Board Report  
Records Management System  
September 2025



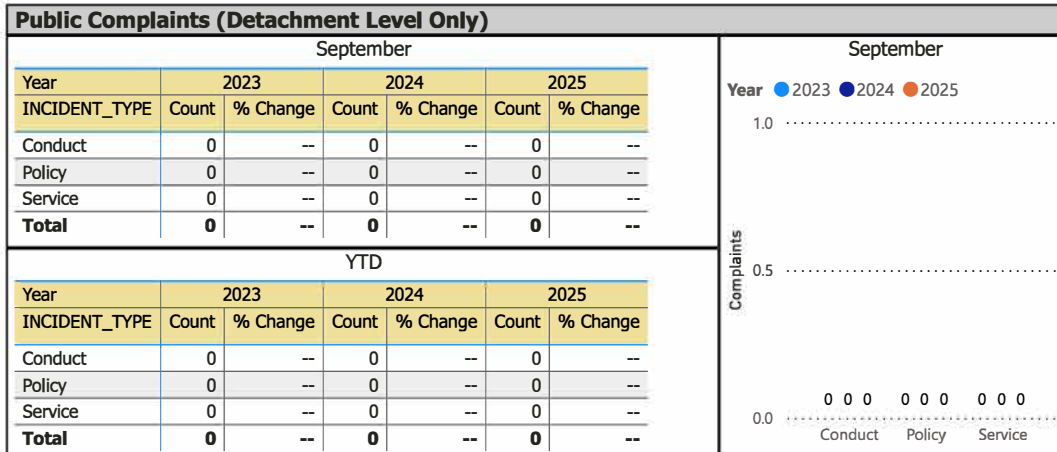


OPP Detachment Board Report  
Records Management System  
September 2025





# OPP Detachment Board Report Records Management System September 2025

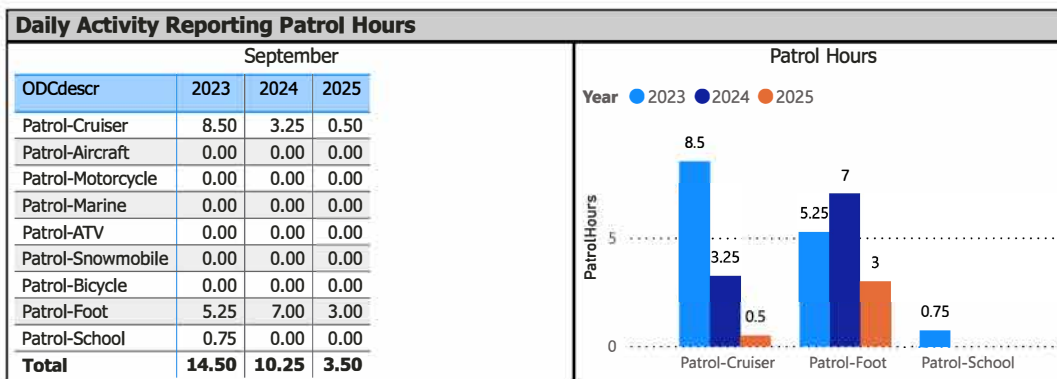


Data source: RMS Data Feed

Ontario Provincial Police, Professional Standards Bureau Commander Reports - File Manager System

Data source date:

## Daily Activity Reporting





OPP Detachment Board Report  
Records Management System  
September 2025





# OPP Detachment Board Report Records Management System September 2025

